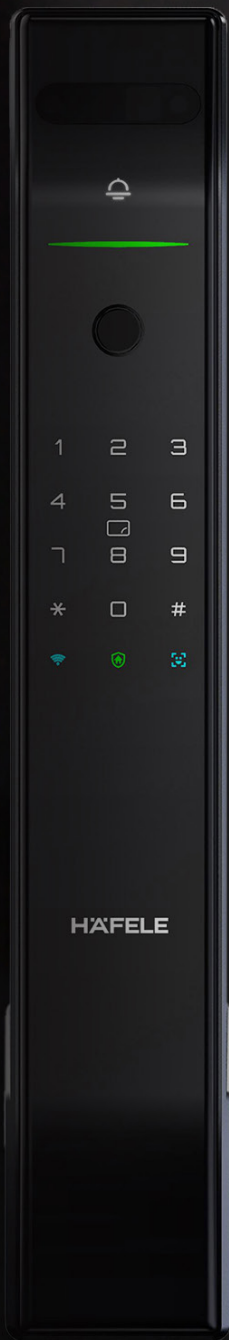




DIGITAL DOOR LOCK

SMART WAY TO SECURE HOME




Access Modes

Access modes are functions that allow you to unlock the door. With our new range, Häfele offers the latest technology to securely access your home at the literally!



Häfele Apps via BLE



Häfele Tuya Apps via BLE



PIN Code Access



RFID Key Card Access



Fingerprint Access



Mechanical Key Access



Auto Locking Mode

When the door is closed, the bolt will lock automatically



Manual Locking Mode

When the door is closed, the lock remains unlocked. Manually lock it by thumb turn or pressing the "Lock" button



Deffense Locking Mode

Activated manually upon leaving the room. If a burglar exits from the inside, the lock sounds alarm



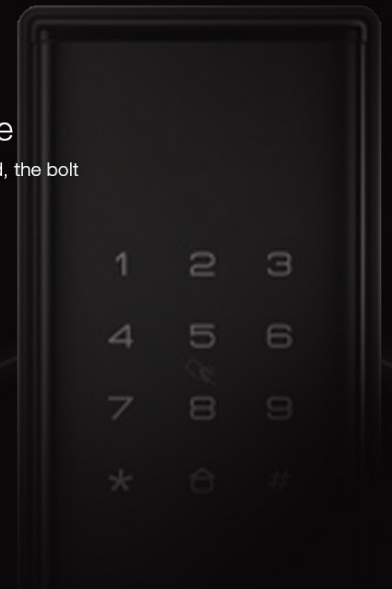
Privacy Locking Mode

The door cannot be opened from outside with user PIN code, key card or fingerprint except by Master PIN code or Mechanical Key



Double Verification Locking Mode

You can enable additional security by combining two access modes by using PIN code + fingerprint, PIN code + key card or fingerprint + key card



Locking Modes

Every locking device has two principal functions, closing the door with a latch and locking the door with a bolt. Hafele's new range of digital door security locks brings ou additional security with a choice of locking modes as well as different access rights or several type of users.

Alarms

Häfele's Digital Locks can indicate the following events with different alarm features



Burglary Alarms



Door Ajar Alarm



High Temperature Alarm



Low Battery Alarm

Additional Features



Panic Exit




Random PIN Code



Freeze Function



Emergency Power Supply



Voice Guide

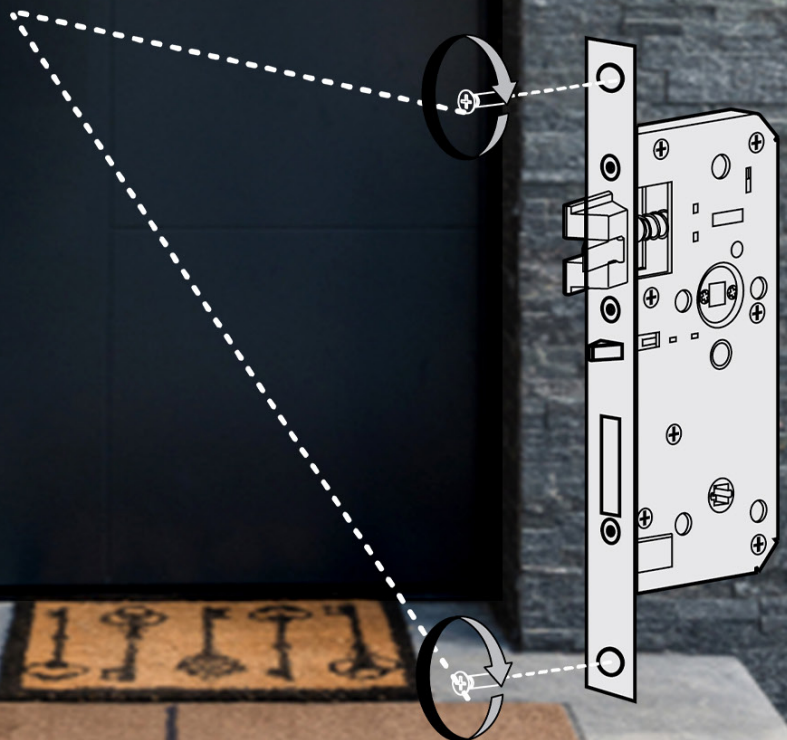


On / Off Voice Guide

What matters the most

The Häfele Smart Mortise Lock

Yes design matters, yet the most important part of our locks is the locking mechanism. The Häfele electronic mortise lock range features state-of-the-art technological innovations. They are well worth highlighting here, because this is what keeps you and your home safe.



ER6100 TC, ER6110 TC, ER6300 TCS



Auto locking



Battery backup



Random PIN code function




Freeze function (2 mins)



Privacy locking



Suitable for door thickness 35 - 90mm






ER6100 TC | Surface Mounted Rim Lock Horizontal Locking Body

Black | 912.20.215

- Door thickness 35 - 60mm



Up to 30 PIN codes



Defense locking



Up to 38 RFID cards



Random PIN code function



Auto locking



Freeze function (3 mins)



Battery backup




Privacy Locking

ER6110 TC | Surface Mounted Rim Lock Vertical Locking Body

Black | 912.20.253

- Door thickness 35 - 60mm



Up to 30 PIN codes



Defense locking



Up to 38 RFID cards



Random PIN code function



Auto locking



Freeze function (3 mins)



Battery backup




Privacy Locking

ER6300 TCS

Surface Mounted Rim Lock
Horizontal Locking Body

Black | 912.20.216

- Door thickness 35 - 60mm



Up to 30 PIN codes



Battery backup



Up to 38 RFID cards



Defense locking



100 Fingerprints



Random PIN code function



Auto locking





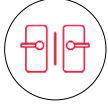




Freeze function (3 mins)



Privacy locking

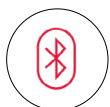
DL7600, EL7800, PP8100, PP8300, EH6000

-  Advanced motorized locking with safe and silent operation
-  Strong bolt design withstands 6000N side force and 3000N axial force
-  DIN standard mortise design easy to install or retrofit
-  Anti corrosion with stainless steel materials (304)
-  Suitable for DIN Left and Right side opening doors
-  Push-Pull mortise with unique double bolt locking
-  Suitable for door thickness 06 - 90 mm

DL7600 | Lever Mortise Lock High Strength DIN Type Mortise Lock

Antique Cooper | 912.20.235 | Black Series | 912.20.234


- Door thickness 35 - 60mm



Hafele Apps via BLE



Auto locking



1 Master PIN code,
up to 10 user PIN codes



Manual locking



RFID, BTS key card
up to 100 cards



Defense locking



100 Fingerprints



Random PIN code function



2 Mechanical keys



Freeze function (2 mins)



Privacy locking

EL7800 TCS | Lever Mortise Lock Standard Mortise Lock

Black | 912.05.763


- Door thickness 35 - 60mm



Hafele Apps via BLE



Manual locking



1 Master PIN code,
up to 10 user PIN codes



Random PIN code function



RFID, BTS key card
up to 100 cards



Freeze function (2 min)



100 Fingerprints



Privacy locking



2 Mechanical keys



Fire resistant (120 min)



Auto locking

PP8100 | Push-Pull Mortise Lock High Strength DIN Type Mortise Lock

Black | 912.20.273


- Door thickness 35 - 60mm



Hafele Apps via BLE



Auto locking



1 Master PIN code,
up to 10 user PIN codes



Manual locking



RFID, BTS key card
up to 100 cards



Defense locking



100 Fingerprints



Random PIN code function



2 Mechanical keys



Freeze function (2 mins)



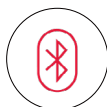
Privacy locking

PP8300

Push-Pull Mortise Lock
High Strength DIN Type Mortise Lock

Black | 912.20.318

- Door thickness 45-90mm



Hafele Apps via BLE



Auto locking



Hafele Tuya Apps via BLE



Manual locking



Face recognition



Defense locking



1 Master PIN code,
up to 10 user PIN codes



Random PIN code function



RFID, BTS key card
up to 100 cards



Freeze function (2 mins)



2 Mechanical keys



Privacy locking




100 Fingerprints

EH6000 | Smart Handle Handle Body Aluminium

Black | 912.05.851 | Sub Handle | 912.05.852

- Door thickness 06 - 60mm

Note: Locking (optional) order separately, for more information please contact our sales.



1 Master PIN code



Defense locking



RFID, BTS key card
up to 1000 cards



Random PIN code function



100 Fingerprints



Freeze function (3 mins)



Auto locking



Privacy locking

A few things to know before your purchase



Outdoor with
rain protection



Indoor



Splash
water proof



Normal door



Rebated door



No double door



Wood door
thickness 35-60 mm



Door frame
at least 130 mm



No PVC door

PRODUCT COMPARISON



DESCRIPTION	ER6100TC	ER6110TC	ER6300TCS	DL7600	EL7800TCS	PP8100	PP8300	EH6000
ACCESS MODES								
PIN CODE	30	30	30	30	10	10	10	7
KEYCARD	38	38	38	38	100	100	100	1000
FINGERPRINT	-	-	100	100	100	100	100	100
MECHANICAL KEY	-	-	-	✓	✓	✓	✓	-
PRODUCT SPECIFICATION								
FRONT BODY (WxHxD mm)	63 x 170 x 14	63 x 170 x 14	63 x 170 x 14	77 x 305 x 34	76 x 341 x 25	79 x 395 x 26	70 x 420 x 58	43 x 23 x 1200
BACK BODY (WxHxD mm)	160 x 92 x 42	160 x 92 x 42	175 x 73 x 40	77 x 305 x 34	80 x 359 x 27	78 x 395 x 30	70 x 420 x 55	43 x 23 x 1200
DOOR THICKNESS (mm)	35-60	35-60	35-60	35-60	35-60	35-60	45-90	6-60
BACKSET (mm)	-	-	-	70	70	70	60	-
MORTISED DEPTH (mm)	-	-	-	110	99	99	110	-
MORTISE TYPE	Rim Lock	Rim Lock	Rim Lock	Motorized Motor	Motorized Motor	Motorized Motor	Motorized Motor	Motorized Motor
LOW BATTERY ALARM	✓	✓	✓	✓	✓	✓	✓	✓
BURGLAR ALARM	✓	✓	✓	✓	✓	✓	✓	✓
ADDITIONAL FEATURES								
MASTER CODE	✓	✓	✓	✓	✓	✓	✓	✓
BLUETOOTH	-	-	-	ⓑ	-	ⓑ	ⓑ	
COLOR								
<div>● Black</div> <div>● Antique Copper</div>	●	●	●	<div>●</div> <div>●</div>	●	●	●	●
ART. NO	912.20.215	912.20.253	912.20.216	912.20.234 912.20.235	912.20.763	912.20.273	912.20.318	912.05.851

TIPS & TRICKS

1

Mechanical Override Key

The key only helps, if you keep it outside the locked door. A good place to keep one copy is your office or relatives house.

2

Fingerprint registration

To improve fingerprint reading, first time touch the sensor with a dry finger, second time with moisten (not wet!) finger. Register at least 2 fingers.

3

Privacy Function

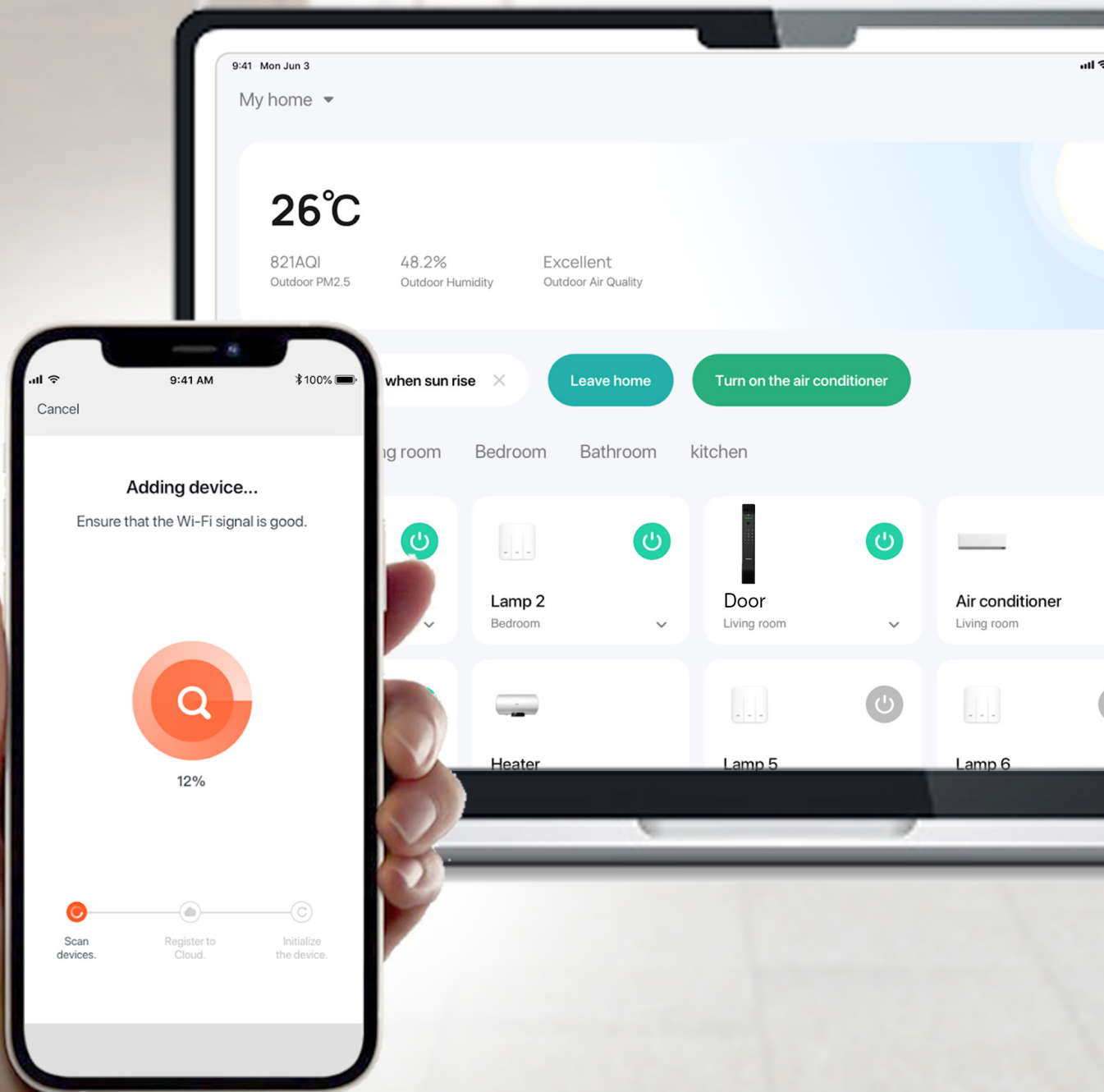
Learn how to use the privacy setting, which is a "Do not disturb" function. Once set, the lock will not allow normal users to enter the door.

4

Batteries

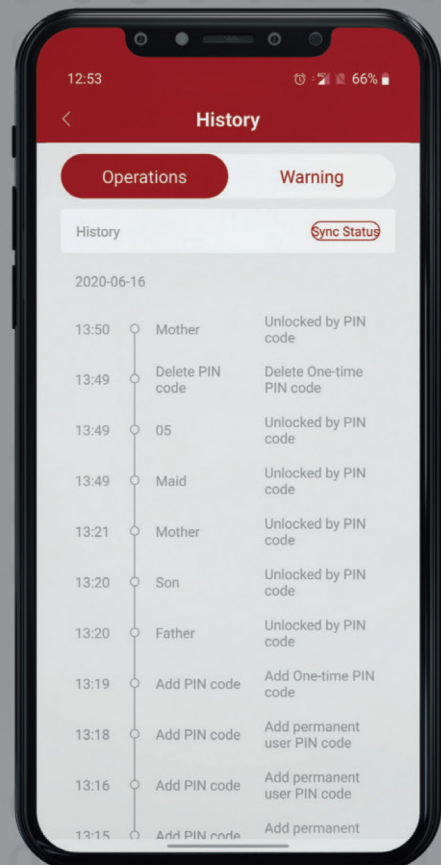
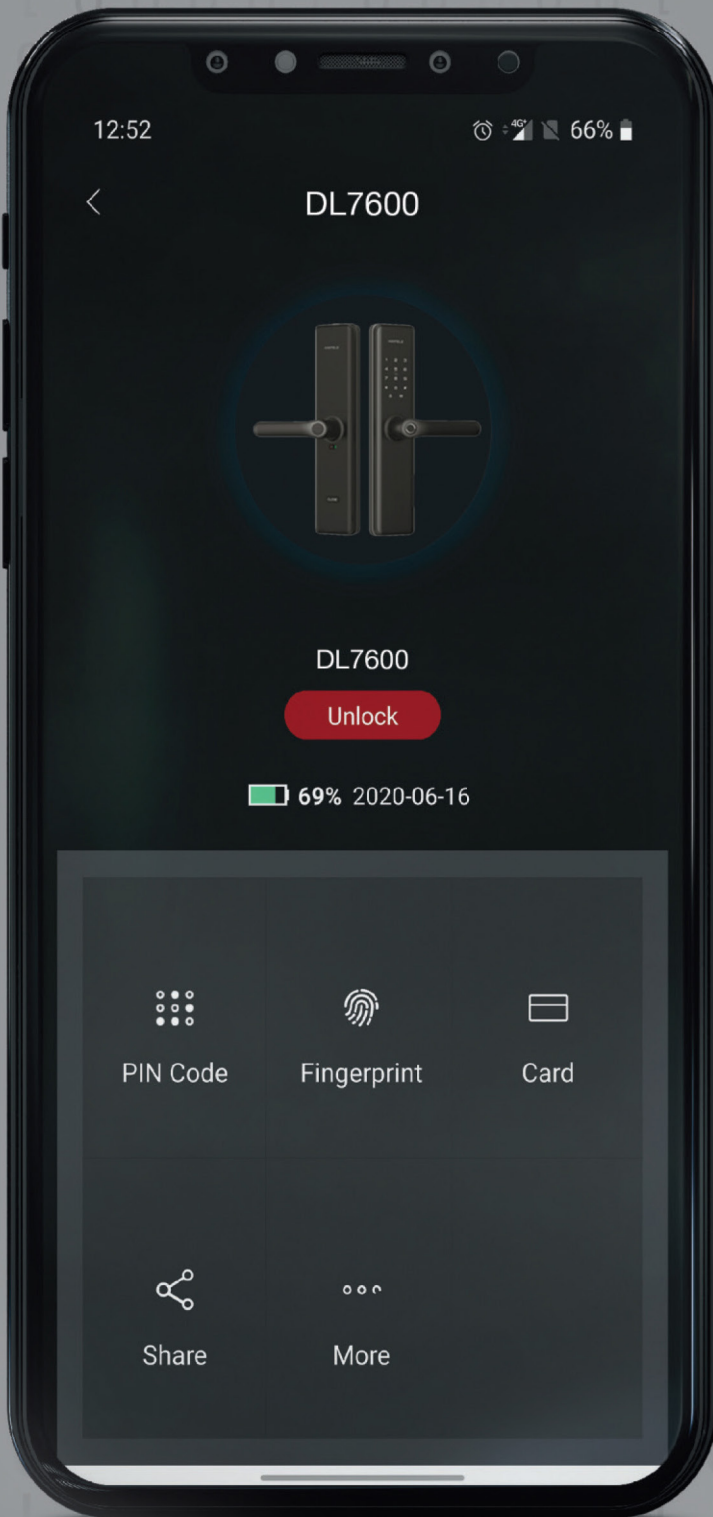
Always use brand name alkaline batteries for a good performance and to avoid leakages. Do not use re-chargeable NiMH and NiCD batteries due to their lower working voltage.

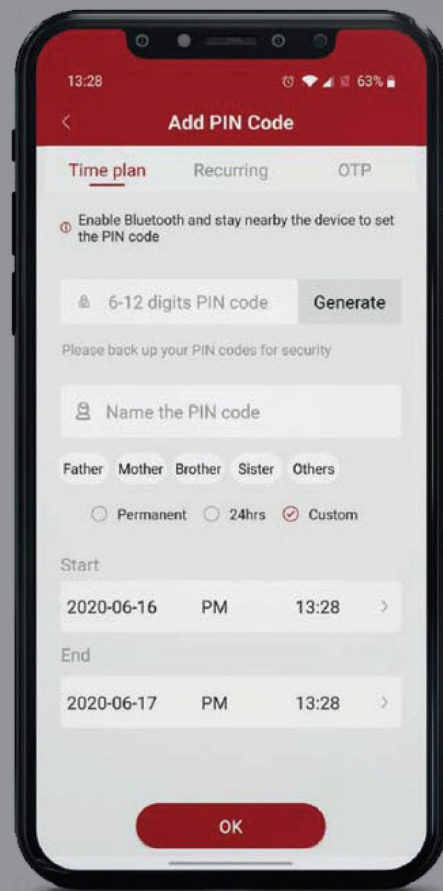
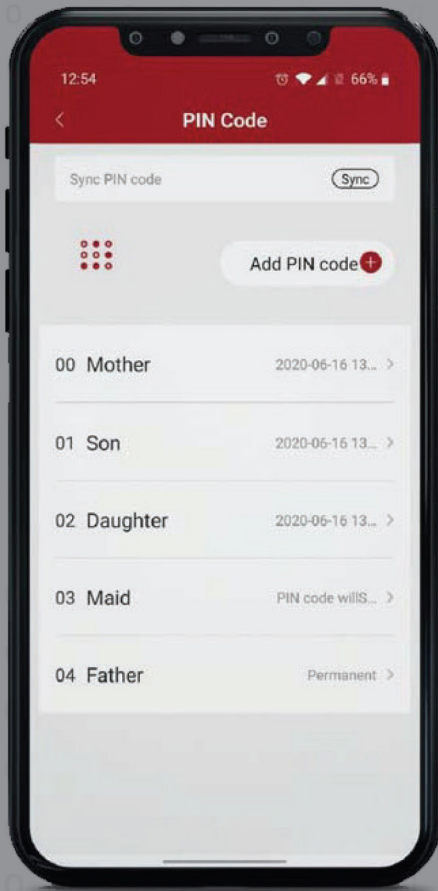
Connect and Control Easily with **tuya**



HÄFELE

Häfele Smart Lock Bluetooth Smartphone Application





Setup and Manage your Lock

- PIN Code, Fingerprint or Key Cards
- Share Bluetooth Keys with other persons
- Configure lock options
- Check Access History

Create Smart Pin Codes

- Easily create or delete PIN codes
- Permanent or limited validity
- Recurring validity
- One time Password (OTP)