

DIAMANTE

#1

CATALOGUE

HUBUNGI :  **QHOMEMART**

08112863773
CHAT ONLY



LEONARDO MAXI STILE^M

- 5 Gas Burner
- Big Oven
- PVC Power Line with EU Plug
- 120L Gas Grill
- Oven with Thermostat
- Double Layer Tempered Glass Door (Black Color)
- Adjustable Plastic Legs
- Dishwarmer Compartment at the Bottom
- Cast Iron Pan Support
- Matte Iron Burnercap
- Aluminium Valve to Control the Flame
- Tempered Glass Top Cover(White Color)
- Matte Silver Knob with Silver Vasing, Matte silver handle
- Oven Lamp and Turnspit
- Dimension 90x60x85 cm
- Safety Device On Cook Top



LEONARDO ELEGANTE STILE^M

- With bottle gas compartment 5 Burner
- Turbo fan in the oven
- Stainless Steel Body
- Automatic Ignition for Oven & Cook top
- 2 Knob for Oven so Gas Oven & Gas Grill Can Work Together
- 3 Large Wok Burner
- 55L Gas Grill
- Thermostat
- Safety device
- Oven light
- Full stainless steel body
- Cast Iron Pan Support
- Glass Cover
- Dimensions 90x60x85 cm
- Safety Device On Cook Top



LEONARDO MINIATURE STILE^M

- 4 Burners
- Automatic Ignition for Oven & Cook top
- 2 Knob for Oven so Gas Oven & Gas Grill Can Work Together
- Turbo Fan In Oven Grill
- Separate Knobs for 72L Gas Grill
- Oven Lights
- turbo Fan In Oven
- 2 Large Wok Burner
- Cast Iron Pan Support
- Thermostat
- Safety Device In Oven
- Stainless steel full body
- Glass Cover
- Dimesion 60x60x85
- Safety Device On Cook Top



ARTE ELEGANTE STILE^{MB}

- With bottle gas compartment
- 4 burners
- Automatic Ignition for Oven & Cook top
- 2 Large Wok Burner
- 2 Knob for Oven so Gas Oven & Gas Grill Can Work Together
- Separate Knobs for 55L Gas Grill
- Timer
- Thermostat
- Cast Iron Pan Support
- Oven light
- Full stainless steel body
- Glass Cover
- Dimensions 90x60x85 cm

FREESTANDING COOKER

MILANO ELEGANTE STILE^{MB}



- With bottle gas compartment
- 4 burners
- Automatic Ignition for Oven & Cook top
- 2 Large Wok Burner
- 2 Knob for Oven so Gas Oven & Gas Grill Can Work Together
- Separate Knobs for 55L Gas Grill
- Timer
- Thermostat
- Semi Cast Iron Pan Support
- Oven light
- Full stainless steel body
- Glass Cover
- Dimensions 90x60x85 cm



MILANO MAXI STILE^{MB}

- 5 Burner
- Big Oven
- Stainless Steel Body
- Automatic Ignition for Oven & Cook top
- 2 Knob for Oven so Gas Oven & Gas Grill Can Work Together
- Separate Knobs for 120L Gas Grill
- 1 Large Wok Burner
- Gas Oven, Gas grill
- Cast Iron Pan support
- Turbo Fan in Oven
- Thermostat
- Glass Cover
- Safety Device
- Oven Lamp
- Dimension 90x60x85 cm



MILANO MINIATURE STILE^{MB}

4 Burners

Automatic Ignition for Oven & Cook top

2 Knob for Oven so Gas Oven &

Gas Grill Can Work Together

Separate Knobs for 72L Gas Grill & Oven

Thermostat

2 Large Wok Burner

Cast iron pan support

Timer

Grill (Rotiserrie)

Oven Lights

Stainless steel full body

Glass Cover

Dimension 60x60x85 cm



MILANO 64 X^{MB}

4 Burners With one triple Burner

Auto Ignition for top burner and oven burner

PVC Power line

Separate knobs for 65L gas grill & oven

Double layer tempered glass door

Adjustable plastic legs

Enamel iron pan support

Matte Iron Burner Cap

Tempered Glass top cover

Dimension 60x50x85(CM)

FREESTANDING COOKER



MILANO 548 X^{MB}

- 4 Burners
- Full Stainless Steel Body
- Automatic Ignition for Oven & Cook top
- 2 Knob for Oven so Gas Oven & Gas Grill Can Work Together
- Thermostat
- 1 Large Wok Burner
- Grill (Rotiserrie)
- Oven Lights
- Cast Iron Pan Support
- Glass Cover
- Dimesion 85 x 50 x 50



MIVIA BY DIAMANTE

MILANO 5421 X^{MB}

MILANO 5423 X^{MB}

- 4 Burners
- Full Stainless Steel Body
- Automatic Ignition for Oven & Cook top
- 2 Knob for Oven so Gas Oven & Gas Grill Can Work Together
- Thermostat
- 1 Large Wok Burner
- Grill (Rotiserrie)
- Oven Lights
- Cast Iron Pan Support
- Glass Cover
- Dimesion 85 x 50 x 50

FREESTANDING COOKER

MIVIA BY DIAMANTE

NEVADA 548 X^B



NEVADA 548 B^B



Automatic Ignition for Oven & Cook top
2 Knob for Oven so Gas Oven &
Gas Grill Can Work Together
Can be used together
Glass cover
4 Burners
Dimensions 50x50 (cm)
Body Nevada 54X (Stainless Steel)
Nevada 54B (Black)

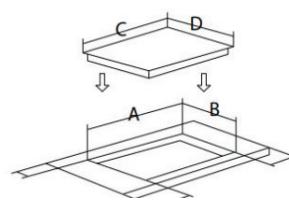
BUILT-IN INDUCTION COOKER

VEGA 72^{MB}



*Low
Wattage*

Induction Cooker
2 Boosters
Timer
Touch Sensor Control
Metal base body
Power 150 - 1000 W / Booster
Dimensions 700x400x150 (mm)



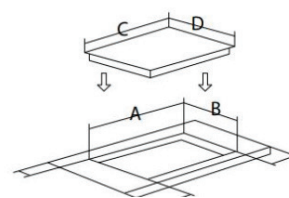
A. 695 mm
B. 410 mm
C. 730 mm
D. 430 mm

VEGA 552^{MB+P}



*Low
Wattage*

Induction Cooker
2 Boosters
Timer
Digital Settings
Metal base body
Power 150 - 1000 w / Booster
Dimensions 520x360x55 (mm)



A. 495 mm
B. 345 mm
C. 520 mm
D. 360 mm

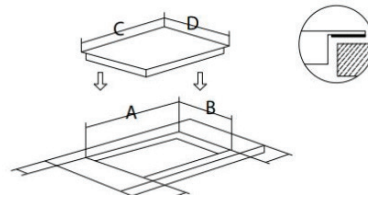
BUILT-IN INDUCTION COOKER

VEGA 64^{MB}

*Low
Wattage*




Induction Cooker
Touch Sensor Control
Power 150 - 1000 W/ Booster
Unpolished Crystal Plate
Aluminium Coil
Metal Base Body
Dimensions 590x520x62 mm



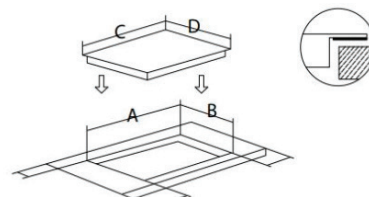
- A. 560 mm
- B. 490 mm
- C. 590 mm
- D. 520 mm

VEGA 63^{MB}

*Low
Wattage*



Induction Cooker
Touch Sensor Control
Power 150 - 1000 W/ Booster
Unpolished Crystal Plate
Aluminium Coil
Metal Base Body
Dimensions 590x520x62mm



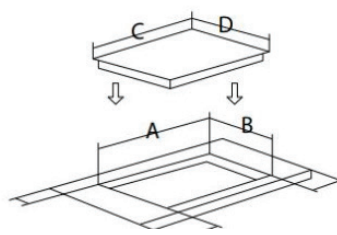
- A. 560 mm
- B. 490 mm
- C. 590 mm
- D. 520 mm

VEGA 32^{MB}



*Low
Wattage*

Induction Cooker
Touch Sensor Control
Power 150 - 1000 W/ Booster
Unpolished Crystal Plate
Aluminium Coil
Metal Base Body
Dimensions 300x520x62mm



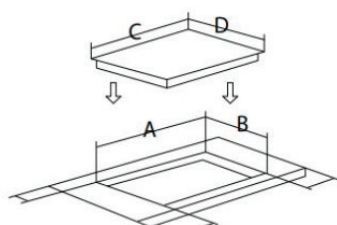
A. 500 mm
B. 270 mm
C. 520 mm
D. 300 mm

VEGA 31^{MB+P}



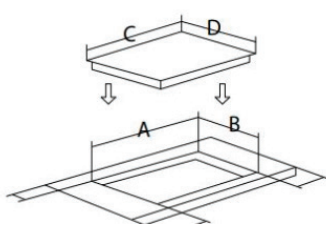
*Low
Wattage*

Induction Cooker
1 Booster
Digital timer
Metal base body
Power 150 - 1000 w / Booster
Dimensions 316x382x70 (mm)



A. 295 mm
B. 364 mm
C. 316 mm
D. 382 mm

ROMAN 72^M

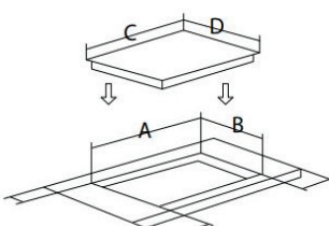


- A. 630 mm
- B. 360 mm
- C. 730 mm
- D. 430 mm

Specification:

- 2 Burners
- 2 x 5 Kw wok burners
- 8mm glass
- Battery Ignition
- LPG fuel
- Metal knob
- Safety Device
- 8mm glass panel
- Cast iron pan support
- Copper burner cover
- Copper burner base
- Dimensions:
730 X 430 X 160 (mm)

ROMAN 73^M

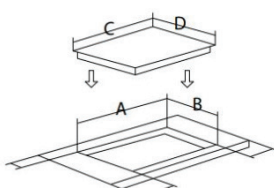


- A. 680 mm
- B. 380 mm
- C. 780 mm
- D. 450 mm

Specification:

- 3 Burners
- 2x5 KW+1,75 KW Burners
- 8mm glass
- Battery Ignition
- LPG fuel
- Metal knob
- Safety Device
- 8mm glass panel
- Cast iron pan support
- Copper burner cover
- Copper burner base
- Dimensions:
780 X 450 X 160 (mm)

ROMAN 93^M



- A. 800 mm
- B. 360 mm
- C. 890 mm
- D. 420 mm

Specification:

- 3 Burners
- 2x5 KW+1,75 KW Burners
- 7mm glass
- Battery Ignition
- LPG fuel
- Metal knob
- Safety Device
- Cast iron pan support
- Copper burner cover
- Copper burner base
- 8mm glass panel
- Dimensions:
- 890 X 420 X 140 (mm)

ROMAN 31^M



Specification:

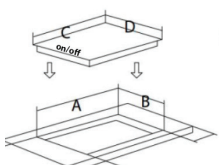
- 1 Burner
- 1 x 5 KW Burner
- 8mm glass
- Battery Ignition
- LPG fuel
- Metal knob
- Safety Device
- Cast iron pan support
- Copper burner cover
- Copper burner base
- Dimensions:
- 300 X 420 X 140 (mm)

ROMAN 311^M

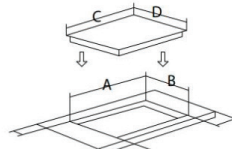


Specification:

- 1 Burner
- 1 x 5 KW Burners
- 8mm glass
- Battery Ignition
- LPG fuel
- Metal knob
- Safety Device
- Cast iron pan support
- Copper burner cover
- Copper burner base
- Dimensions:
- 330 X 520 X 160 (mm)

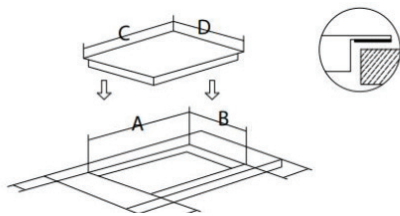


- A. 397 mm
- B. 296 mm
- C. 425 mm
- D. 320 mm



- A. 330 mm
- B. 520 mm
- C. 275 mm
- D. 350 mm

PIAZZA 738^{MB}



- A. 630 mm
- B. 350 mm
- C. 780 mm
- D. 450 mm

Specification:

3 Burners

3.8 KW+1,5 KW Burners

7mm glass

Battery Ignition

LPG fuel

Steel knob

Safety Device

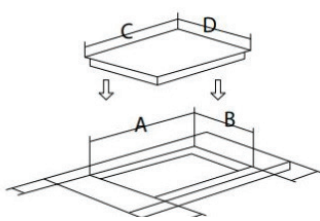
Cast iron pan support

Dimensions:

780 X 450 X 160 (mm)

PIAZZA 728^{MB}

BUILT-IN GAS HOB



A. 630 mm
B. 350 mm
C. 750 mm
D. 430 mm

Specification:

2 Burners

Battery Ignition

LPG fuel

Metal knob

Safety Device

2 x 3.4 Kw wok burners

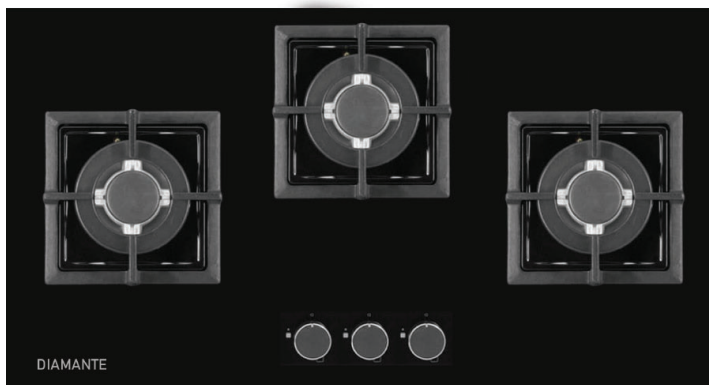
Sabaf stove

Cast iron pan support

Dimensions:

750 X 430 X 160 (mm)

PIAZZA 938^{MB}



Specification:

3 Burners

Battery Ignition

LPG fuel

Metal knob

Safety Device

2 x 3.4 KW + 1,75 KW burners

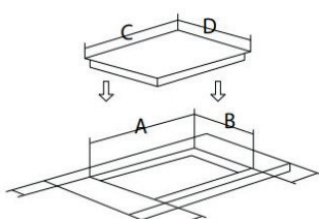
Sabaf stove

Cast iron pan support

Dimensions:

860 X 520 X 140 (mm)

PIAZZA 728X^{MB}

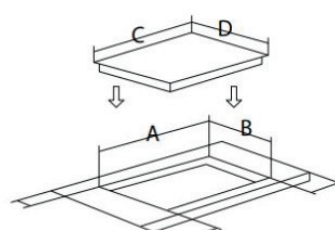


- A. 630 mm
- B. 350 mm
- C. 750 mm
- D. 430 mm

- Specification:
- 2 Burners
 - Battery Ignition
 - LPG fuel
 - Metal knob
 - Safety Device
 - 2 x 3.4 Kw wok burners
 - Sabaf stove
 - Cast iron pan support
 - Stainless steel
- Dimensions:
750 X 430 X 160 (mm)

PIAZZA 648^{MB}

- Specification:
- Black Body
 - 4 Burners
 - 600mm Built-In Hob
 - Panel :8mm Tempered glass
 - Mechanical control
 - Gas Heat power (kw) : 3.3/1.75/1.75/1.0
 - cast iron pan support
 - Sabaf burner
 - Safety device
 - Ignition battery
 - Gas type LPG
 - Metal knob
 - Product size : 600*520*160 (mm)



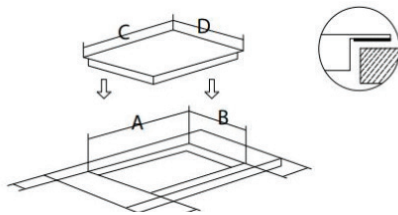
- A. 555 mm
- B. 475 mm
- C. 600 mm
- D. 520 mm

PIAZZA 738 X^{MB}



Specification:

- 3 Burners
- Battery Ignition
- LPG fuel
- Metal knob
- Safety device
- Cast iron pan support
- 2 x 3.4 + 1,5 Kw wok burner
- Sabaf stove
- Stainless steel body
- Dimensions:
780 X 450 X 160 (mm)



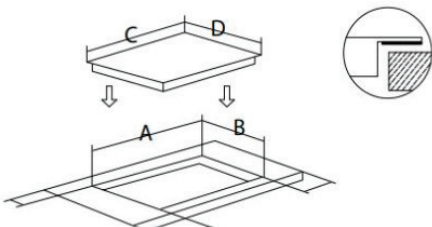
- A. 630 mm
- B. 350 mm
- C. 780 mm
- D. 450 mm

PIAZZA 648X^{MB}



Specification:

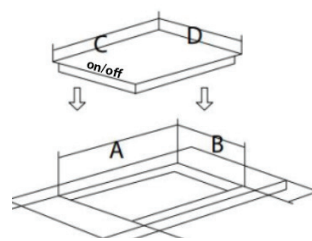
- Stainless Steel Body
- 4 Burners
- 600mm Built-In Hob
- Panel :8mm Tempered glass
- Mechanical control
- Gas Heat power (kw) : 3.3/1.75/1.75/1.0
- cast iron pan support
- Sabaf burner
- Safety device
- Ignition battery
- Gas type LPG
- Metal knob
- Product size : 600*520*160 (mm)



- A. 555 mm
- B. 475 mm
- C. 600 mm
- D. 520 mm

PIAZZA 328^{MB}


- Black Body
- 300mm Built-In Hob
- Panel :8mm Tempered glass
- Mechanical control
- Gas Heat power (kw) : 3.3/1.0
- cast iron pan support
- Metal knob
- Sabaf burner
- Safety device
- Ignition battery
- Gas type LPG
- Product size : 320 X 520 X 160 (mm)



- A. 482 mm
- B. 292 mm
- C. 520 mm
- D. 320 mm

PIAZZA 328X^{MB}

- Stainless Steel Body
- 300mm Built-In Hob
- Panel :8mm Tempered glass
- Mechanical control
- Gas Heat power (kw) : 3.3/1.0
- cast iron pan support
- Metal knob
- Sabaf burner
- Safety device
- Ignition battery
- Gas type LPG
- Product size : 320 X 520 X 160 (mm)

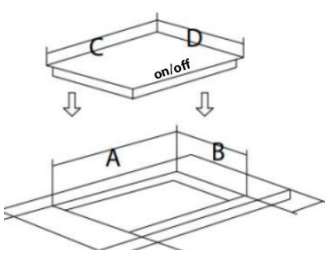


ELEGANTIA 738^{MB}



Specification:
 3 Burners
 Battery Ignition
 LPG fuel
 Metal knob
 Safety Device
 Cast iron pan support
 2 x 3.4 Kw wok burner
 Sabaf stove

Dimensions:
 750 X 430 X 160 (mm)



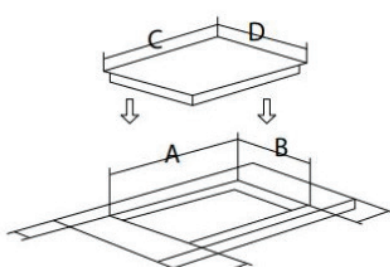
- A. 697 mm
- B. 356 mm
- C. 730 mm
- D. 413 mm

ELEGANTIA 938^{MB}




Specification:
 3 Burners
 Battery Ignition
 LPG fuel
 Metal knob
 Safety Device
 Cast iron pan support
 2 x 3.4 Kw wok burner
 Sabaf stove

Dimensions:
 860 X 520 X 160 (mm)



- A. 800 mm
- B. 450 mm
- C. 860 mm
- D. 520 mm



ELEGANTIA 725^{MB+P}



Specification:

2 Burners

Battery Ignition

LPG fuel

Metal knob

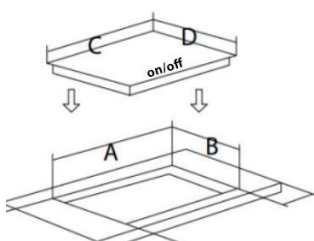
Cast iron pan support

2 x 3.4 Kw wok burner

Sabaf stove

Dimensions:

730 X 410 X 160 (mm)



A. 694 mm

B. 359 mm

C. 731 mm

D. 411 mm

ELEGANTIA 728^{MB+P}



Specification:

2 Burners

Battery Ignition

LPG fuel

Metal knob

Safety Device

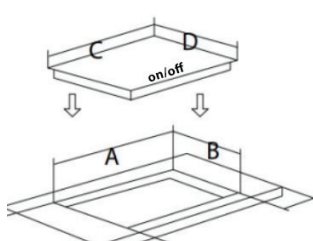
Cast iron pan support

2 x 3.4 Kw wok burner

Sabaf stove

Dimensions:

730 X 410 X 160 (mm)



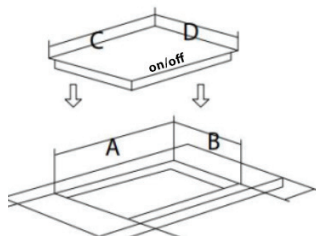
A. 694 mm

B. 359 mm

C. 731 mm

D. 411 mm

FRESCO 728^{MB}

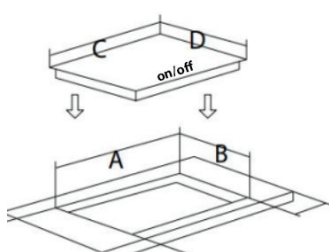


- A. 694 mm
- B. 359 mm
- C. 731 mm
- D. 411 mm

Specification:

- 2 Burners
 - Battery Ignition
 - LPG fuel
 - Metal knob
 - Safety Device
 - Cast iron pan support
 - 2 x 3.4 Kw wok burner
 - Sabaf stove
- Dimensions:**
730 X 410 X 160 (mm)

FRESCO 735^{MB}



- A. 697 mm
- B. 356 mm
- C. 730 mm
- D. 413 mm

Specification:

- 3 Burners
 - Battery Ignition
 - LPG fuel
 - Metal knob
 - Safety Device
 - Cast iron pan support
 - 2 x 3.4 Kw wok burner
 - Sabaf stove
- Dimensions:**
750 X 430 X 160 (mm)

ELEGANTIA 325 ^{MB+P}

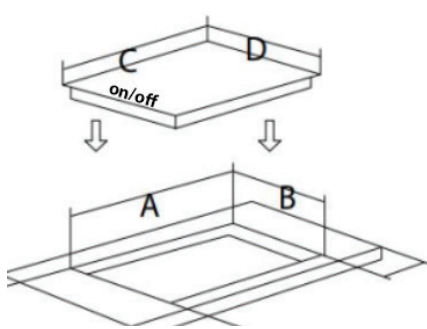


Specification:
 2 Burners
 Battery Ignition
 LPG fuel
 Metal knob
 Cast iron pan support
 1 x 3.4 Kw burners + 1.7 Kw Burners
 Sabaf stove
 Break Resistance glass
 320 X 520 X 160 (mm)

ELEGANTIA 328 ^{MB+P}



Specification:
 2 Burners
 Battery Ignition
 LPG fuel
 Metal knob
 Safety device
 Cast iron pan support
 1 x 3.4 Kw burners + 1.7 Kw Burners
 Sabaf stove
 Break Resistance glass
 320 X 520 X 160 (mm)



- A. 482 mm
- B. 292 mm
- C. 520 mm
- D. 320 mm

ELEGANTIA 315 ^{MB+P}

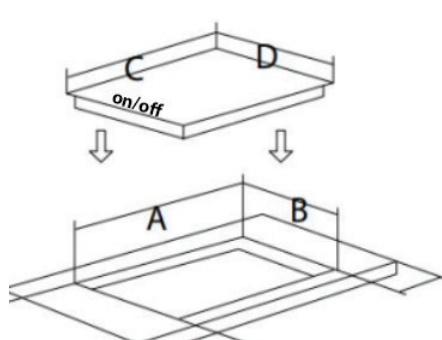


Specification:
 2 Burners
 Battery Ignition
 LPG fuel
 Metal knob
 Cast iron pan support
 1 x 3.4 Kw wok burner
 Sabaf stove
 Dimensions:
 320 X 520 X 160 (mm)

ELEGANTIA 318 ^{MB+P}



Specification:
 2 Burners
 Battery Ignition
 LPG fuel
 Metal knob
 Cast iron pan support
 1 x 3.4 Kw wok burner
 Sabaf stove
 Dimensions:
 320 X 520 X 160 (mm)
 Safety Device

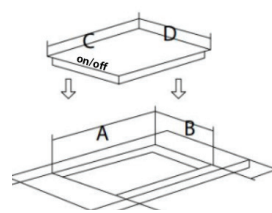


- A. 295 mm
- B. 493 mm
- C. 320 mm
- D. 520 mm

FRESCO 325 ^{MB+P}



Specification:
 2 Burners
 Battery Ignition
 LPG fuel
 Metal knob
 Cast iron pan support
 1 x 3.4 Kw burners + 1.7 Kw Burners
 Sabaf stove
 Break Resistance glass
 320 X 520 X 160 (mm)

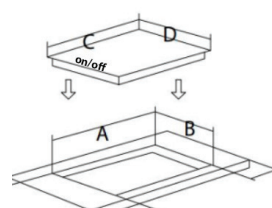


A. 482 mm
 B. 292 mm
 C. 520 mm
 D. 320 mm

FRESCO 315 ^{MB+P}

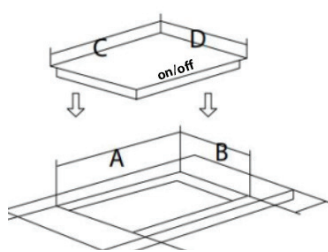


Specification:
 2 Burners
 Battery Ignition
 LPG fuel
 Metal knob
 Cast iron pan support
 1 x 3.4 Kw wok burner
 Sabaf stove
 Dimensions:
 320 X 520 X 160 (mm)



A. 295 mm
 B. 493 mm
 C. 320 mm
 D. 520 mm

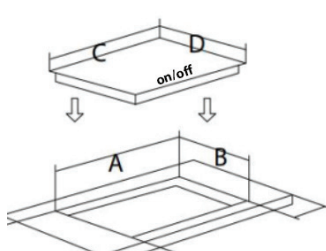
ELEGANTIA 645 ^{MB+P}



- A. 581 mm
- B. 500 mm
- C. 611 mm
- D. 528 mm

Specification:
 4 Burners
 1 x 3.4 Kw wok burners
 Full body glass
 Battery Ignition
 Metal knob
 Cast Iron Pan Support
 Dimensions :
 611X528X160 (mm)

ELEGANTIA 648 ^{MB+P}



- A. 581 mm
- B. 500 mm
- C. 611 mm
- D. 528 mm

Specification:
 4 Burners
 1 x 3.4 Kw wok burners
 Full body glass
 Battery Ignition
 Metal knob
 Cast Iron Pan Support
 Dimensions :
 611X528X160 (mm)
 Safety Device

SOLE 728^{MB+P}



Specification:

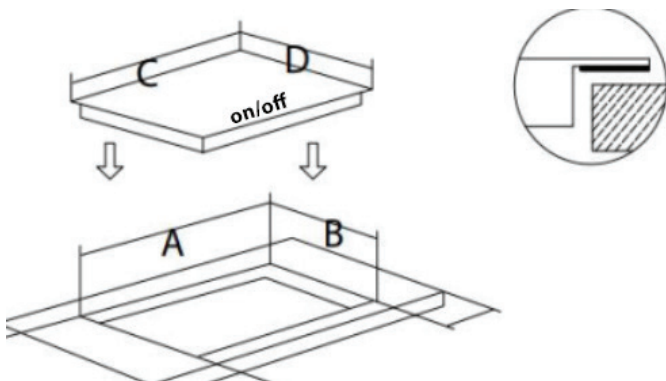
- 2 Burners
- Battery Ignition
- LPG fuel
- Metal knob
- Safety device
- Cast iron pan support
- 2 x 3.4 Kw wok burner
- Sabaf stove
- Stainless steel body
- Dimensions:
730 X 420 X 140 (mm)

SOLE 725^{MB+P}



Specification:

- 2 Burners
- Battery Ignition
- LPG fuel
- Metal knob
- Cast iron pan support
- 2 x 3.4 Kw wok burner
- Sabaf stove
- Stainless steel body
- Dimensions:
730 X 420 X 140 (mm)



- A. 690 mm
- B. 360 mm
- C. 730 mm
- D. 420 mm

BUILT-IN OVEN

VITRUM 695 BG^{MB+P}

ELECTRIC OVEN

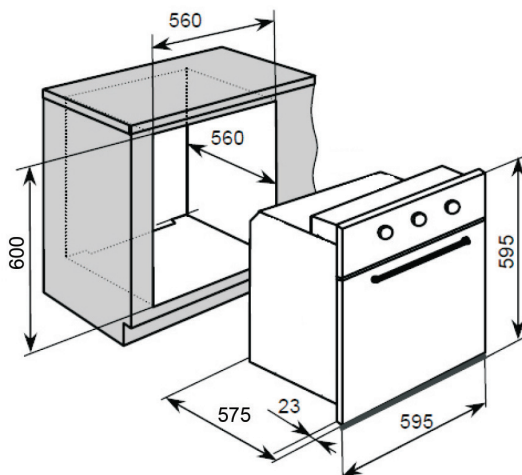


Nominal voltage of 220V - 240V
50Hz frequency
Product size : 595x530x595 (mm)
Built-In size : 560x580x600 (mm)
60 liter capacity
Mechanical Operation
Thermostat control knob
Black glass panel

VITRUM 695 X^{MB+P}



Nominal voltage of 220V - 240V
50Hz frequency
Product size : 595x530x595 (mm)
Built-In size : 560x580x600 (mm)
60 liter capacity
Mechanical Operation
Thermostat control knob
Metal panel



20

BUILT-IN OVEN

VITRUM 699BGG^{MB}

GAS OVEN

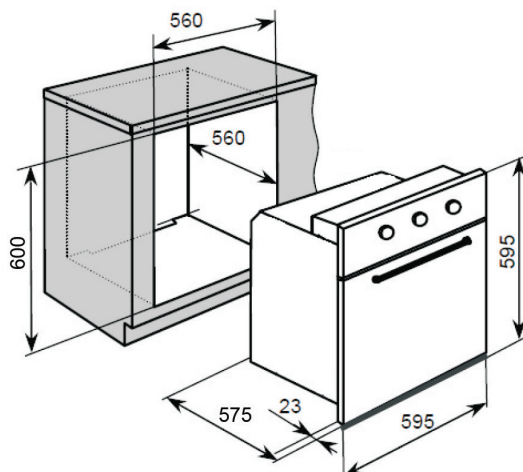


Nominal voltage of 220V - 240V
50Hz frequency
Product size : 595x61x595 (mm)
Built-In size : 560x570x580 (mm)
65 liter capacity
Weight 36.5 kg
Thermostat control knob
Black glass panel
Turbo fan

VITRUM 699XG^{MB}



Nominal voltage of 220V - 240V
50Hz frequency
Product size : 600x510x590 (mm)
Built-In size : 565x600x595 (mm)
65 liter capacity
Mechanical Timer
Thermostat control knob
Iron,Plastic Knob



22

SATELITE 90 X^M



Finish : STAINLESS STEEL

Airflow : 750m³/hr

Motor spesification : 1*190W

Blower :Plastic blower

Control : soft electronic swtich

Lamp : LED 4*1.5W

Aluminum filter + Carbon Filter

2 Chimney Boxes

Product Size : 895x311x600(mm)

SATELITE 90 V^M



Finish :stainless steel

Airflow : 750m³/hr

Motor spesification : 1*315W

Blower :Plastic blower

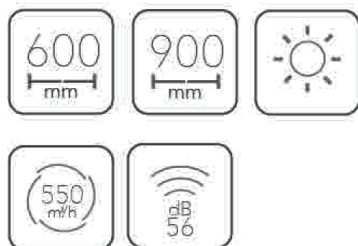
Control : 3 Speed Touch Control

Lamp : LED 4*2W

Aluminum filter + Carbon Filter

2 Chimney Boxes

Product Size : 895x353x600(mm)





YD-C04

ELIO 980 GF^M (90cm width)

Suction Power Suction Power 850m³/ hour

Black temper glass

Motor power input(W): 180W(#24)

Switch : 3-speed touch sensor

Open automatically

Aluminium Filter + Carbon Filter

Lamp : 2 LED lamp(2*2W)

Air Sensor



ELIO 90 XF^M (90cm width)

Suction Power Suction Power 750m / hour

Stainless steel

Safety (Thermostat) on the motor

2 halogen lamps 20W

1 motor

Aluminium Filter + Carbon Filter

2 Chimney Boxes

Touchscreen Control

Dimensions H1150 xW900xD500(mm)

Air Sensor

ELIO 960 GF^{M+P} (90cm width)



Suction Power Suction Power 750m / hour
There is a 7 segment display panel
Stainless steel and Crystal glass
Safety (Thermostat) on the motor
2 halogen lamps 20W
1 motor
Aluminium Filter + Carbon Filter
2 Chimney Boxes
touchscreen Control
Dimensions H1150 xW900xD500(mm)
Air Sensor

ELIO 91 GF^{MB+P} (90cm width)

ELIO 61 GF^{MB+P} (60cm width)



Suction Power Suction Power 750m / hour
There is a 7 segment display panel
Stainless steel and Crystal glass
Safety (Thermostat) on the motor
2 halogen lamps 20W
1 motor
Aluminium Filter + Carbon Filter
2 Chimney Boxes
Dimensions H1150 xW900xD500(mm)



ELIO 950 GF^{MB+P} (90cm width)

G.W./N.W.: 16.3/12kgs
3 speed push button
Motor: 200Wx1, total power: 204W
Light: LED 2Wx2
Carbon filter: Yes
Delay stop: No
Airflow: 700M3/H
Aluminum filter 3pcs
Body color: stainless steel
Chimney: 2pcs
Glass panel, 1.5M plug
Airexit: 150mm
Voltage: 220V/50HZ

ELIO 650 GF^{MB+P} (60cm width)

G.W./N.W.: 16.3/12kgs
3 speed push button
Motor: 200Wx1, total power: 204W
Light: LED 2Wx2
Carbon filter: Yes
Delay stop: No
Airflow: 700M3/H
Aluminum filter 3pcs
Body color: stainless steel
Chimney: 2pcs
Glass panel, 1.5M plug
Airexit: 150mm
Voltage: 220V/50HZ

ELIO 961 XF / ELIO 661 XF^{MB+P}



Air flow 750m³/ hours

Premium stainless steel

3 speed

Digital timer

2 halogen lamps

1 motor

Aluminium filter + Carbon Filter

2 Chimney Boxes

Dimensions :

Elio 961 XF : 1150x900x500(mm)

Elio 661 XF : 1150x600x500(mm)



SPATIUM 92 X^{MB} / SPATIUM 91 X^B

(2 motor)

(1 motor)

Air flow 750m³/ hours
 Alumunium Filter + Carbon Filter
 Pushbutton
 Dimensions: 900x470x140(mm)
 2 motor

Air flow 400m³/ hours
 Alumunium Filter + Carbon Filter
 Pushbutton
 Dimensions: 900x470x140(mm)
 1 motor



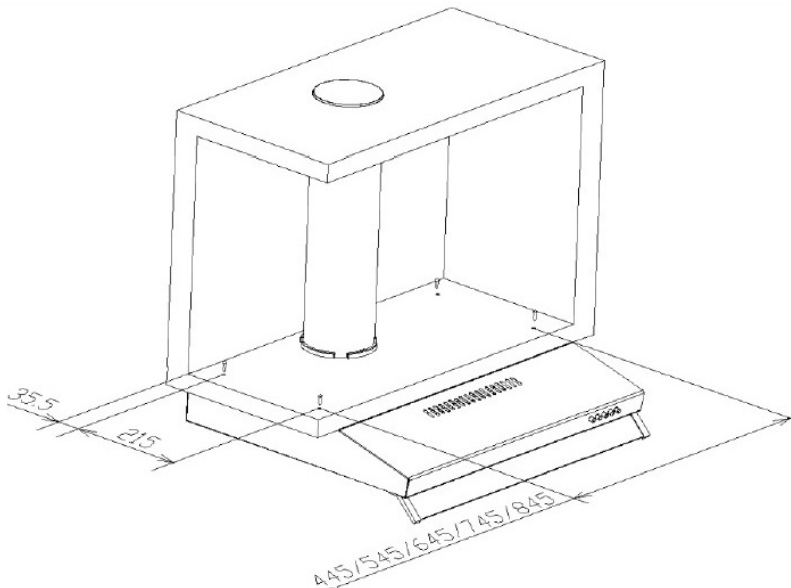
SPATIUM 92 BL^{MB} / SPATIUM 91 BL^B

(2 motor)

(1 motor)

Air flow 750m³/ hours
 Alumunium Filter + Carbon Filter
 Pushbutton
 Dimensions: 900x470x140(mm)
 2 motor

Air flow 400m³/ hours
 Alumunium Filter + Carbon Filter
 Pushbutton
 Dimensions: 900x470x140(mm)
 1 motor





SPATIUM 751 X (75cm)^B

(2 motor)

Air flow 750m³/ hours

Alumunium Filter + Carbon Filter

Pushbutton

Dimensions: 750x470x140(mm)

2 motor

(1 motor)

Air flow 400m³/ hours

Alumunium Filter + Carbon Filter

Pushbutton

Dimensions: 750x470x140(mm)

1 motor



SPATIUM 751 BL (75cm)^B

(2 motor)

Air flow 750m³/ hours

Alumunium Filter + Carbon Filter

Pushbutton

Dimensions: 750x470x140(mm)

2 motor

(1 motor)

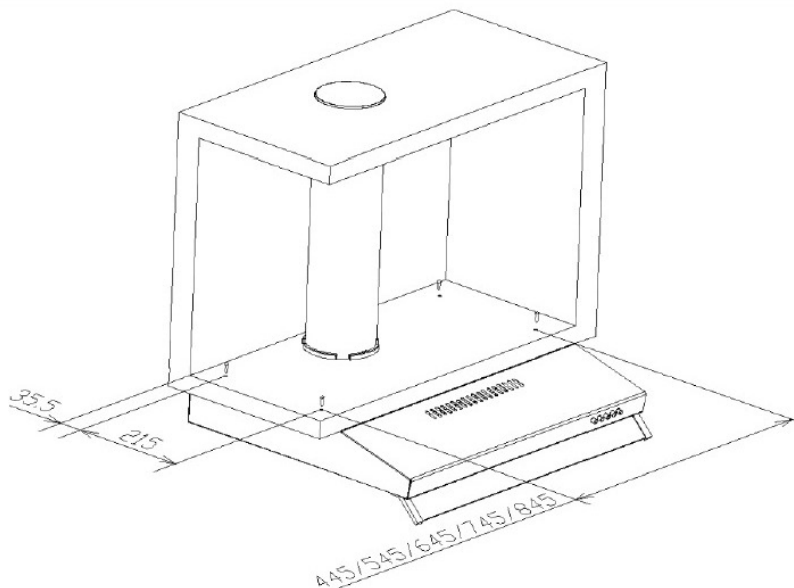
Air flow 400m³/ hours

Alumunium Filter + Carbon Filter

Pushbutton

Dimensions: 750x470x140(mm)

1 motor





SPATIUM 62 X^{MB} / SPATIUM 61 X^B

(2 motor)

Air flow 750m³/ hours

Alumunium Filter + Carbon Filter

Pushbutton

Dimensions: 600x470x140(mm)

2 motor

(1 motor)

Air flow 400m³/ hours

Alumunium Filter + Carbon Filter

Pushbutton

Dimensions: 600x470x140(mm)

1 motor



SPATIUM 62 BL^{MB} / SPATIUM 61 BL^B

(2 motor)

Air flow 750m³/ hours

Alumunium Filter + Carbon Filter

Pushbutton

Dimensions: 600x470x140(mm)

2 motor

(1 motor)

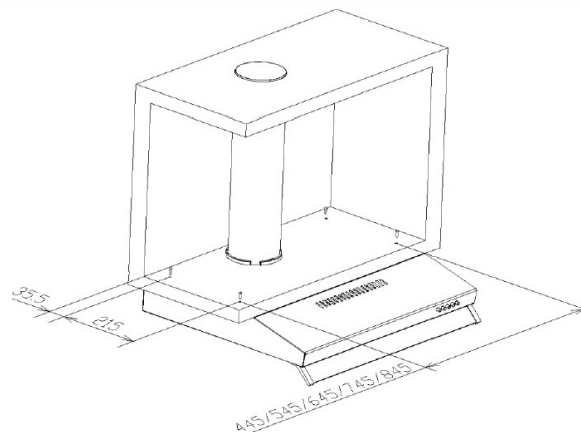
Air flow 400m³/ hours


Alumunium Filter + Carbon Filter

Pushbutton

Dimensions: 600x470x140(mm)

1 motor





CAPPELLO 91 X^B

(1 motor)


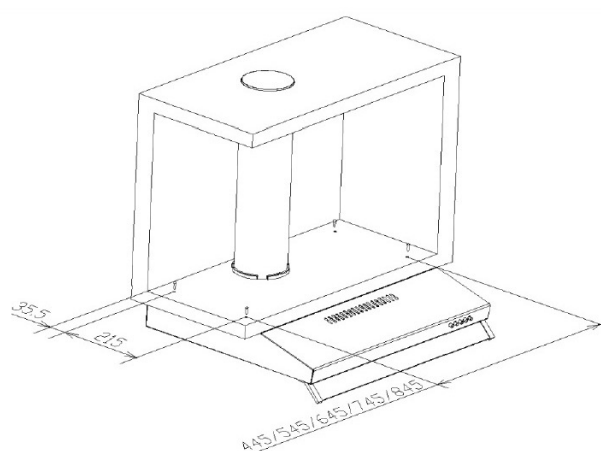
Air flow 400m³/ hours

Alumunium Filter + Carbon Filter

Pushbutton

Dimensions: 900x470x140(mm)

1 motor



CAPPELLO 91 BL^B

(1 motor)

Air flow 400m³/ hours

Alumunium Filter + Carbon Filter

Pushbutton

Dimensions: 900x470x140(mm)

1 motor





CAPPELLO 751 X^B

(1 motor)


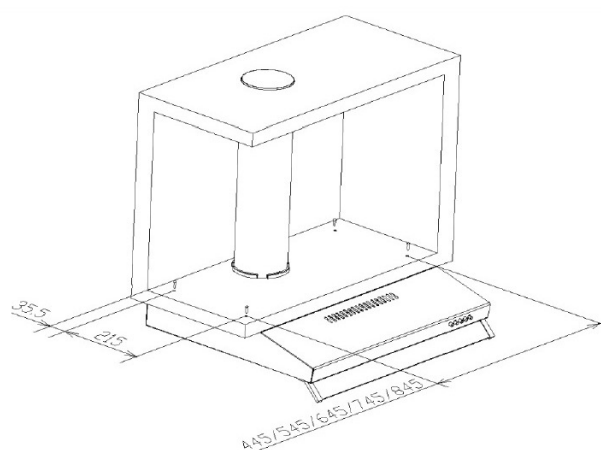
Air flow 400m³/ hours

Alumunium Filter + Carbon Filter

Pushbutton

Dimensions: 750x470x140(mm)

1 motor



CAPPELLO 751 BL^B

(1 motor)

Air flow 400m³/ hours


Alumunium Filter + Carbon Filter

Pushbutton

Dimensions: 750x470x140(mm)

1 motor





CAPPELLO 61 X^B

(1 motor)


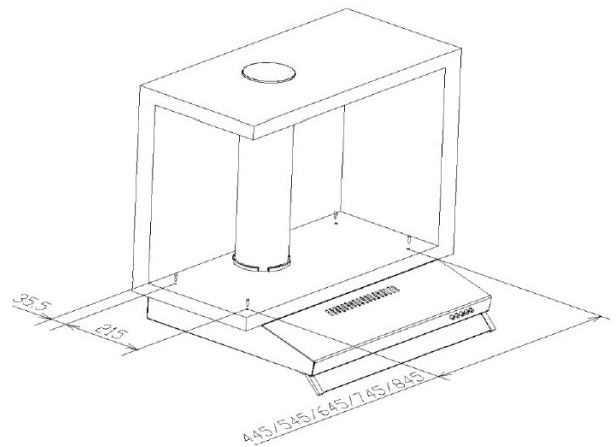
Air flow 400m³/ hours

Alumunium Filter + Carbon Filter

Pushbutton

Dimensions: 600x470x140(mm)

1 motor



CAPPELLO 61 BL^B

(1 motor)

Air flow 400m³/ hours

Alumunium Filter + Carbon Filter

Pushbutton

Dimensions: 600x470x140(mm)

1 motor





LINEAR 60^{M+P}

Panel Material : Black coating (top body)

Stainless steel panel (telescopic body)

Switch : 2 Speed Rocker Button

Filter : 3 layers Aluminum

Motor 2 x 100 w

Blower & Blower Housting : Plastic

Lamp 2 x 40w

Charcoal filter : 2pcs

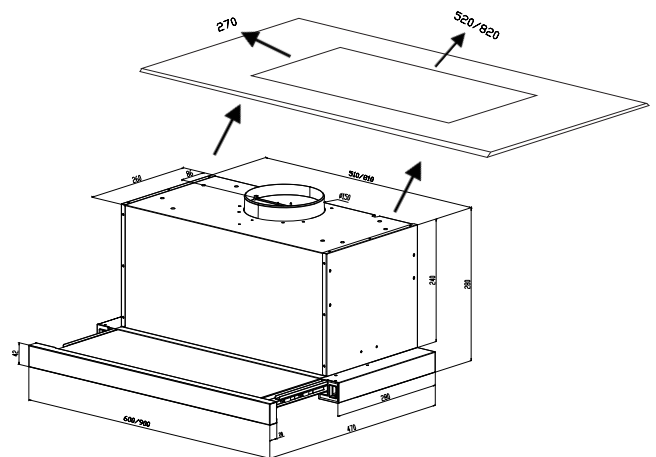
Air Flow 400m³/h

Alumunium Filter + Carbon Filter

Extraction Type

Optional Product size : 60 and 90 cm

LINEAR 90^{M+P}



ALTERUM 25 M^{MB+P}

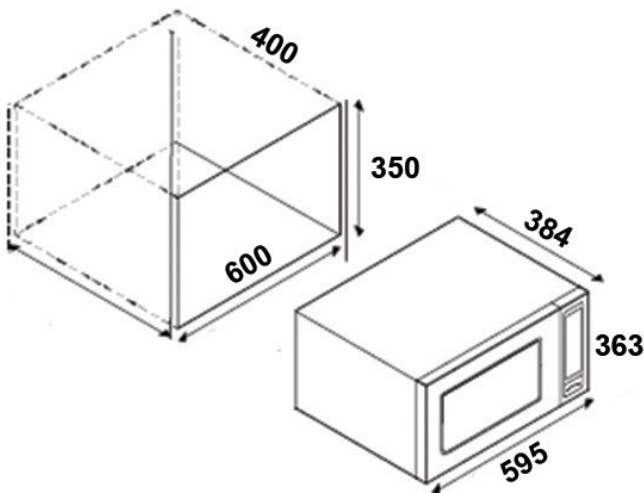


Built-In Microwave Oven
Nominal voltage of 220V - 240V
50Hz frequency
Max 25 liters
Nominal Energy Weight 36.5 kg
Stainless Steel decoration
Manual Model
Dimensions: 595x363x384 (mm)

ALTERUM 25 DG^{MB+P}



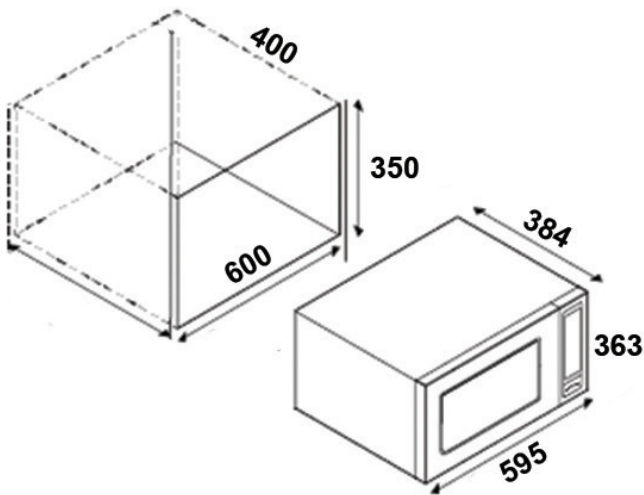
Built-In Microwave Oven
Nominal voltage of 220V - 240V
50Hz frequency
Max 25 liters
Nominal Energy Weight 36.5 kg
Stainless Steel decoration
Digital model
Dimensions: 595x363x384 (mm)



ALTERUM 25 DGN



Built-In Microwave Oven
Nominal voltage of 220V - 240V
50Hz frequency
Max 25 liters
Nominal Energy Weight 36.5 kg
Stainless Steel decoration
Digital model
Dimensions: 595x363x384 (mm)



FRIGORI 400 VN ^M




- Total no frost
- Multi-air flow
- Electronic control
- Fast Cool
- LED light
- 2L bottle rack
- Large fruit and vegetable crisper
- Zerp fresh room(option)
- Reversible door
- Low noise
- Safety glass
- Super Cool
- Black glass panel

Specification

Climate	T/ST/N
Energy Class:	A+
Total Storage Volume(L)	326L
Refrigerator Storage Volume(L)	250L
Freezer Storage Volume(L)	76L
Dimension(W*D*H)(mm):	595*630*2010
Net/Gross Weight(Kg)	71/78
Load Capacity (20FT/40FT/40HQ)	27/54/54
Certificate	CE/ROSH

FRIGORI 400 VG

M



- Total no frost
- Multi-air flow
- Electronic control
- Fast Cool
- LED light
- 2L bottle rack
- Large fruit and vegetable crisper
- Zerp fresh room(option)
- Reversible door
- Low noise
- Safety glass
- Super Cool
- Grey glass panel

Specification

Climate	T/ST/N
Energy Class:	A+
Total Storage Volume(L)	326L
Refrigerator Storage Volume(L)	250L
Freezer Storage Volume(L)	76L
Dimension(W*D*H)(mm):	595*630*2010
Net/Gross Weight(Kg)	71/78
Load Capacity (20FT/40FT/40HQ)	27/54/54
Certificate	CE/ROSH

FRIGORI 340 FSBSS ^M



- Total no frost
- Multi-air flow
- Electronic control
- Fast Cool
- LED light
- 2L bottle rack
- Large fruit and vegetable crisper
- Zerp fresh room(option)
- Reversible door
- Low noise
- Safety glass
- Super Cool
- Stainless steel look

Specification

Climate	T/ST/N
Energy Class:	A+
Total Storage Volume(L)	326L
Refrigerator Storage Volume(L)	250L
Freezer Storage Volume(L)	76L
Dimension(W*D*H)(mm):	595*630*2010
Net/Gross Weight(Kg)	71/78
Load Capacity (20FT/40FT/40HQ)	27/54/54
Certificate	CE/ROSH

FRIGORI 550 BGT^{MB+P}



A

A⁺

◀700▶



Top freezer-fridge (No frost)

- . Total capacity: 498L
- . Fridge capacity: 392L
- . Freezer capacity: 106L
- . Energy consumption: 1.74kwh/24
- . Energy class: A
- . Star rating: 4
- . Freezing capacity: 4
- . No frosting: Automatic
- . Tem. control: Mechanical
- . Black glass panel

- . Dimension (WxDxH): 700x680x1845 (mm)
- . Packing (WxDxH): 765x745x1910 (mm)

FRIGORI 420 BGT^{MB+P}



Top freezer-fridge (No frost)

- . Total capacity: 368L
- . Fridge capacity: 275L
- . Freezer capacity: 93L
- . Energy consumption: 1.45kwh/24
- . Energy class: A
- . Star rating: 4
- . Freezing capacity: 4
- . No frosting: Automatic
- . Tem. contol: Mechanical
- . Black glass panel

- . Dimension (WxDxH): 600x645x1730 (mm)
- . Packing (WxDxH): 635x685x1760 (mm)

WINE COOLER

ACINO 51 X^M



Feature	
Loading Capacity	:51 bottles
Volume	:118 Litre
Temp.Range	:5-20 C
Lighting Type	:Energy Friendly LED
Auto-defrost	

Optional
Shelf-label
Button of Touch Control
Low-E or Demist door

Dimension	
Net Weight	:49kg
Gros Weight	:53kg
Body Dimension	:595W x 573D x 820H mm

ACINO 51^M



Feature	
Loading Capacity	:51 bottles
Volume	:118 Litre
Temp.Range	:5-20 C
Lighting Type	:Energy Friendly LED
Auto-defrost	

Optional
Shelf-label
Button of Touch Control
Low-E or Demist door

Dimension	
Net Weight	:49kg
Gros Weight	:53kg
Body Dimension	:595W x 573D x 820H mm

ACINO 18 BIX^M




Feature	
Loading Capacity	:18bottles
Volume	:75 Litre (13.36 cu.ft)
Temp.Range	:3-22 C
Lighting Type	:Energy Friendly LED
Auto-defrost	

Optional
Shelf-label
Button of Touch Control
Low-E or Demist door

Dimension	
Net Weight	:34kg
Gros Weight	:37kg
Body Dimension	: 595W x 690D x 445H mm

ACINO 51 BI / JS^M



Feature
Loading Capacity : 49 bottles
Volume : 129 Litre
Temp.Range : 5-20 C
Lighting Type : Energy Friendly LED
Auto-defrost
Safety Lock

Wooden Shelf
Button
Low-E or Demist door

Dimension
Net Weight : 49kg
Gros Weight : 53kg
Body Dimension : 598W x 575D x 820H mm

ACINO 51 BIX / JS^M




Feature
Loading Capacity : 49 bottles
Volume : 129 Litre
Temp.Range : 5-20 C
Lighting Type : Energy Friendly LED
Auto-defrost
Safety Lock

Wooden Shelf
Button
Low-E or Demist door

Dimension
Net Weight : 49kg
Gros Weight : 53kg
Body Dimension : 598W x 575D x 820H mm

ACINO 402 BI / JS ^M




Feature
Loading Capacity : 49 bottles
Volume : 129 Litre
Temp.Range : Upper 5-12 C
Lower 12-20 C
Lighting Type : Energy Friendly LED
Auto-defrost
Safety Lock

Wooden Shelf
Button
Low-E or Demist door

Dimension
Net Weight : 49kg
Gros Weight : 53kg
Body Dimension : 595W x 575D x 820H mm

ACINO 402 BIX / JS ^M



Feature
Loading Capacity : 49 bottles
Volume : 129 Litre
Temp.Range : Upper 5-12 C
Lower 12-20 C
Lighting Type : Energy Friendly LED
Auto-defrost
Safety Lock

Wooden Shelf
Button
Low-E or Demist door

Dimension
Net Weight : 49kg
Gros Weight : 53kg
Body Dimension : 595W x 575D x 820H mm

ACINO 201 BI / JS^M



Feature
Loading Capacity : 20 bottles
Volume : 60 Litre
Temp.Range : 5-20 C
Lighting Type : Energy Friendly LED
Auto-defrost
Safety Lock

5 Wooden Shelf
Button
Low-E or Demist door

Dimension
Net Weight : 24kg
Gros Weight : 25.5kg
Body Dimension : 295W x 575D x 820H mm

ARDANTE 10 ^{MB+P}



Specifications

N.W(kgs)	:8.8kgs
G.W(kgs)	:9.2kgs
Rated Voltage	:220V~
Rated Power	:100W
Rated Frequency	:50Hz
Rated Pressure	:0.75±0.05 Mpa
Temperature Display	:Mechanical
Rank Waterproof	:IPX4
Temperature Range	:30~75
Capacity	:10 liters
Products Size (mm)	:φ220*615
Packing Size (mm)	:300*255*670

Features

Plug and cord	French plug with 1.5m length, 3x0.75mm ² SNI cord and ELCB
Enamel Tank	:YES
Heating Element	:S/S 316L
Temperature Adjustment Switch	:YES
Pressure Valve	:YES
Prevention of Safe Earthing	:YES
Prevention of Dry-heating	:YES
Prevention of Over-pressure	:YES

ARDANTE 15 ^{MB+P}



Specifications

N.W(kgs)	:9.6kgs
G.W(kgs)	:10.7kgs
Rated Voltage	:220V~
Rated Power	:200W
Rated Frequency	:50Hz
Rated Pressure	:0.75±0.05 Mpa
Temperature Display	:Mechanical
Rank Waterproof	:IPX4
Temperature Range	:30~75
Capacity	:15 liters
Products Size (mm)	:φ250*635
Packing Size (mm)	:300*285*690

Features

Plug and cord	French plug with 1.5m length, 3x0.75mm ² SNI cord and ELCB
Enamel Tank	:YES
Heating Element	:S/S 316L
Temperature Adjustment Switch	:YES
Pressure Valve	:YES
Prevention of Safe Earthing	:YES
Prevention of Dry-heating	:YES
Prevention of Over-pressure	:YES

ARDANTE 30 ^{MB+P}



Specifications

N.W(kgs)	:11kgs
G.W(kgs)	:12.9kgs
Rated Voltage	:220V~
Rated Power	:300W
Rated Frequency	:50Hz
Rated Pressure	:0.75±0.05 Mpa
Temperature Display	:Mechanical
Rank Waterproof	:IPX4
Temperature Range	:30~75
Capacity	:30 liters
Products Size (mm)	:φ355*515
Packing Size (mm)	:279/579/644

Features

Plug and cord	French plug with 1.5m length, 3x0.75mm ² SNI cord and ELCB
Enamel Tank	:YES
Heating Element	:S/S 316L
Temperature Adjustment Switch	:YES
Pressure Valve	:YES
Prevention of Safe Earthing	:YES
Prevention of Dry-heating	:YES
Prevention of Over-pressure	:YES

ARDANTE 50 ^{MB+P}



Specifications

N.W(kgs)	:14.8kgs
G.W(kgs)	:17kgs
Rated Voltage	:220V~
Rated Power	:400W
Rated Frequency	:50Hz
Rated Pressure	:0.75±0.05 Mpa
Temperature Display	:Mechanical
Rank Waterproof	:IPX4
Temperature Range	:30~75
Capacity	:50 liters
Products Size (mm)	:φ390*645
Packing Size (mm)	:445*435*685

Features

Plug and cord	French plug with 1.5m length, 3x0.75mm ² SNI cord and ELCB	
Enamel Tank		:YES
Heating Element		:S/S 316L
Temperature Adjustment Switch		:YES
Pressure Valve		:YES
Prevention of Safe Earthing		:YES
Prevention of Dry-heating		:YES
Prevention of Over-pressure		:YES

ARDANTE 80 ^{MB+P}



Specifications

N.W(kgs)	:14.8kgs
G.W(kgs)	:17kgs
Rated Voltage	:220V~
Rated Power	:400W
Rated Frequency	:50Hz
Rated Pressure	:0.75±0.05 Mpa
Temperature Display	:Mechanical
Rank Waterproof	:IPX4
Temperature Range	:30~75
Capacity	:80 liters
Products Size (mm)	:φ390*645
Packing Size (mm)	:445*435*685

Features

Plug and cord	French plug with 1.5m length, 3x0.75mm ² SNI cord and ELCB	
Enamel Tank		:YES
Heating Element		:S/S 316L
Temperature Adjustment Switch		:YES
Pressure Valve		:YES
Prevention of Safe Earthing		:YES
Prevention of Dry-heating		:YES
Prevention of Over-pressure		:YES

ARDANTE 100 ^{MB+P}



Specifications

N.W(kgs)	:14.8kgs
G.W(kgs)	:17kgs
Rated Voltage	:220V~
Rated Power	:400W
Rated Frequency	:50Hz
Rated Pressure	:0.75±0.05 Mpa
Temperature Display	:Mechanical
Rank Waterproof	:IPX4
Temperature Range	:30~75
Capacity	:80 liters
Products Size (mm)	:φ390*645
Packing Size (mm)	:445*435*685

Features

Plug and cord	French plug with 1.5m length, 3x0.75mm ² SNI cord and ELCB	
Enamel Tank		:YES
Heating Element		:S/S 316L
Temperature Adjustment Switch		:YES
Pressure Valve		:YES
Prevention of Safe Earthing		:YES
Prevention of Dry-heating		:YES
Prevention of Over-pressure		:YES

WASHER



KRIPTON 1214^{MB+P}

12kg Capacity Washer
1400rpm
White body
Digital inverter

WASHER



KRIPTON 10512^{MB+P}

10.5kg Capacity Washer
1000rpm
White body
Digital inverter

WASHER DRYER



KRIPTON 1160WD^{M+P}

Specification:

Power Supply	220V/50Hz
Rated Washing Capacity	11kg
Rated Spinning Capacity	11kg
Rated Drying Capacity	6kg
Max Spin Speed	1400rpm
Wash Power	120W
Spinn Power	500W
Drying Power	1300W
Standard Water Pressure	0.05-1MPa
LED Display	
Dimensions	600x635x850 (mm)
Net Weight	87kg

Optional color :
White body & Brown Body

ELECTRIC DRYER

ULTRON 1050 MB



Specification	
Capacity(kg)	: 10.5KG
Voltage/Frequency	: 100-120V/50, 60Hz or 220-240V/50, 60Hz
Input Power (W)	: 2110W
Motor Rating (W)	: 110W
Drum speed (RPM)	: 58
Door Opening Angle	: 160°
Low Noise(Db)	: 50-60
Net Dimensions (mm)	: 595 x 642 x 840mm
Packing Dimensions (mm)	: 642 x 675 x 888mm
Inner Dimensions (mm)	: 570 x 495mm
net weight/Gross(Kg)	: 34-37Kg
Container load (unit)	: 162pcs/40'HQ

Material Description	
Cabinet	: Color steel Plate(PCM)
Inner Drum material	: Stainless Steel
Door	: ABS/Tempered Glass
Control Panel	: ABS

Features	
Dryer Type	: Air Vented
Heating Type	: Heating Pipe
Control Type	: Mechanical
Front/Back Venting	: Back
Working Time	: 0-160Mins
Color	: White
Door frame shape	: Circular
Program Selection	: Yes
Positive and negative rotation	: Yes
Static Drying Rack	: Yes
Front/Back Lint Filter	: Yes
Anti-wrinkle	: Yes
Refresh	: Yes
Delay Start	: Yes
Auto-Power Off	: Yes
Over Heating Protection	: Yes
Buzzer	: Yes
Double Temperature Control Switch	: Yes
Temp Sensor	: Yes
Automatic Temp Adjust	: Yes

OPTIMUS 1050 MB



Specification	
Capacity(kg)	: 10.5KG
Voltage/Frequency	: 100-120V/50, 60Hz or 220-240V/50, 60Hz
Input Power (W)	: 2110W
Motor Rating (W)	: 110W
Drum speed (RPM)	: 58
Door Opening Angle	: 160°
Low Noise(Db)	: 50-60
Net Dimensions (mm)	: 595 x 642 x 840mm
Packing Dimensions (mm)	: 642 x 675 x 888mm
Inner Dimensions (mm)	: 570 x 495mm
net weight/Gross(Kg)	: 34-37Kg
Container load (unit)	: 162pcs/40'HQ

Material Description	
Cabinet	: Color steel Plate(PCM)
Inner Drum material	: Stainless Steel
Door	: ABS/Tempered Glass
Control Panel	: ABS

Features	
Dryer Type	: Air Vented
Heating Type	: Heating Pipe
Control Type	: Mechanical
Front/Back Venting	: Back
Working Time	: 0-160Mins
Color	: White
Door frame shape	: Circular
Program Selection	: Yes
Positive and negative rotation	: Yes
Static Drying Rack	: Yes
Front/Back Lint Filter	: Yes
Anti-wrinkle	: Yes
Refresh	: Yes
Delay Start	: Yes
Auto-Power Off	: Yes
Over Heating Protection	: Yes
Buzzer	: Yes
Double Temperature Control Switch	: Yes
Temp Sensor	: Yes
Automatic Temp Adjust	: Yes

ELECTRIC DRYER

COLOSSUS 1050 ^M



Specification	
Capacity(kg)	: 10.5KG
Voltage/Frequency	: 100-120V/50Hz
Input Power (W)	: 2700W
Heating Power	: 2500W
Motor Rating (W)	: 200W
Drum speed (RPM)	: 58
Door Opening Angle	: 150°
Low Noise(Db)	: 65
Net Dimensions (mm)	: 595 x 630 x 845mm
Packing Dimensions (mm)	: 650 x 655 x 885mm
Inner Dimensions (mm)	: 578 x 460mm
net weight/Gross(Kg)	: 36-41Kg
Volume of inner tub (L)	: 120

Material Description	
Cabinet	: Color Steel Plate (PCM)
Inner Drum material	: Stainless Steel
Door	: ABS/Tempered Glass
Control Panel	: LED Display

Features	
Dryer Type	: Vent Dryer
Heating Type	: Electrical heating/heater strip
Control Type	: PCB
Front/Back Venting	: Back
Working Time	: 0-160Mins
Color	: White
Door frame shape	: Circular
On/Off	: Yes
Intensity	: Yes
Venting pipe options	: Yes
Safety Thermostat Heater	: Yes
Fault Check Display(indicator)	: Yes
Reverse tumbling	: Yes
Signal	: Yes
Start/Pause	: Yes
Anti-Crease/Crease Guard	: Yes
Child Lock	: Yes
Auto Sense	: Yes
Stop Open Door	: Yes
Automatic Temp Adjust	: Yes

Program	
Cotton	: Yes
Mix	: Yes
Synthetic	: Yes
Cool	: Yes
Standard	: Yes
Less	: Yes
Time 60min	: Yes

ROTAZIONE 90^{MB}

Main Features

- Freestanding
- Acoustic end of cycle indicator
- 6 Wash Programs: Prewash, Jetwash 14' Quick 30' 40°C, Eco, Quick clean 50' 65°C Smart 60°C - 70°C
- 1 Special function: Half load
- 6 cleaning temperatures
- 1/2/3 24 Hours Delay Start
- LED salt refill indicator
- LED rinse aid refill indicator
- Stainless Steel + Plastic filter system
- 2 Spray arms
- Stainless steel poor panel

Specifications

- 2 basket
- 2 foldable plate racks in bottom basket
- 1 portable basket
- H 85cm x W 59,8cm x D 59,8cm

General Specification

- 12 place settings
- Energy Efficiency Class: A++
- Energy consumption: 0.907kwh
- Water consumption: 9L
- Noise Level: 57db



ROTAZIONE 90X^{MB}

Main Features

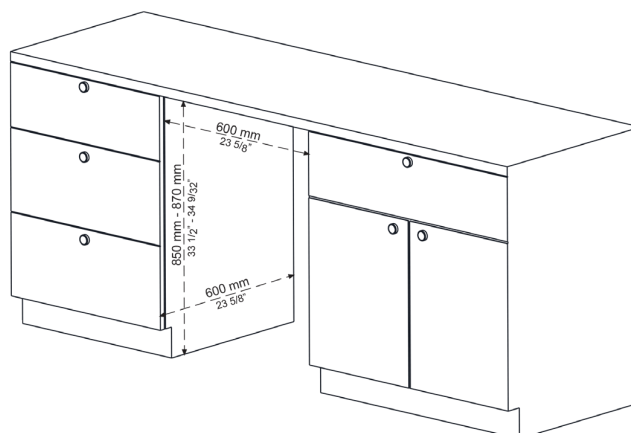
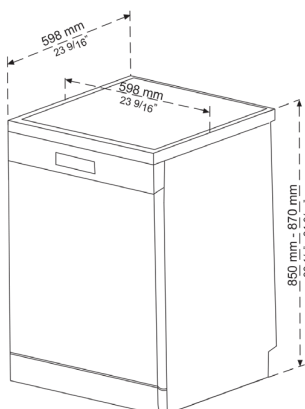
- Freestanding
- Acoustic end of cycle indicator
- 6 Wash Programs: Prewash, Jetwash 14' Quick 30' 40°C, Eco, Quick clean 50' 65°C Smart 60°C - 70°C
- 1 Special function: Half load
- 6 cleaning temperatures
- 1/2/3 24 Hours Delay Start
- LED salt refill indicator
- LED rinse aid refill indicator
- Stainless Steel + Plastic filter system
- 2 Spray arms
- Stainless steel poor panel

Specifications

- 2 basket
- 2 foldable plate racks in bottom basket
- 1 portable basket
- H 85cm x W 59,8cm x D 59,8cm

General Specification

- 12 place settings
- Energy Efficiency Class: A++
- Energy consumption: 0.907kwh
- Water consumption: 9L
- Noise Level: 57db





QUADRO8148^{MB+P}

Dimension : 810x480x220(mm)
Finish : Satin
Thickness : Flat Panel: 1.1 Bowl: 1.1 (mm)
Grade of Stainless is SS210



QUADRO5945^{MB+P}

Dimension : 590x450x220(mm)
Finish : Satin
Thickness : Flat Panel: 1.1 Bowl: 1.1 (mm)
Grade of Stainless is SS210



QUADRO10050^{MB+P}

Dimension : 1000x500x220(mm)
Finish : Satin
Thickness : Flat Panel: 1.1 Bowl: 1.1 (mm)
Grade of Stainless is SS210



QUADRO4540^{MB+P}

Dimension : 450x400x220(mm)
Finish : Satin
Thickness : Flat Panel: 1.1 Bowl: 1.1 (mm)
Grade of Stainless is SS210



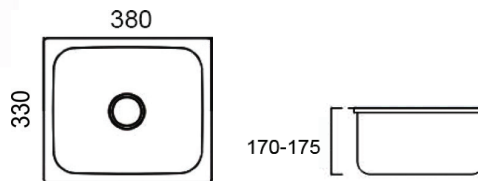
QUADRO8245^{MB+P}

Dimension : 820x450x220(mm)
 Finish : Satin
 Thickness : Flat Panel: 1.1 Bowl: 1.1 (mm)
 Grade of Stainless is SS210
 Black Color

LAVELLO 3833^{B+P}



Overall Size : 380x330 (mm)
 Inner Size : 320x270 (mm)
 Depth : 170-175 (mm)
 Material : Stainless Steel 201
 Thickness : 0.55 (mm)
 Surface Treatment : Electro Plating



LAVELLO 5040^{B+P}


Overall Size : 500x400 (mm)
 Inner Size : 440x340 (mm)
 Depth : 185-190 (mm)
 Material : Stainless Steel 201
 Thickness : 0.55 (mm)
 Surface Treatment : Electro Plating



LAVELLO 6045^{B+P}



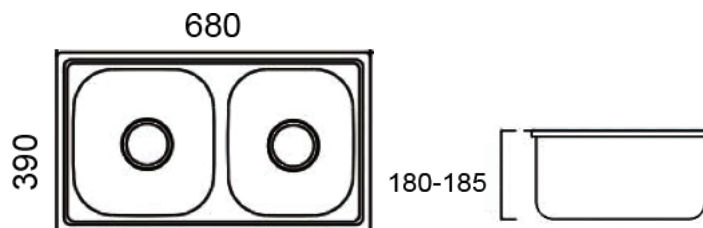
Overall Size	: 600x450 (mm)
Inner Size	: 530x380 (mm)
Depth	: 195-200 (mm)
Material	: Stainless Steel 201
Thickness	: 0.55 (mm)
Surface Treatment	: Electro Plating



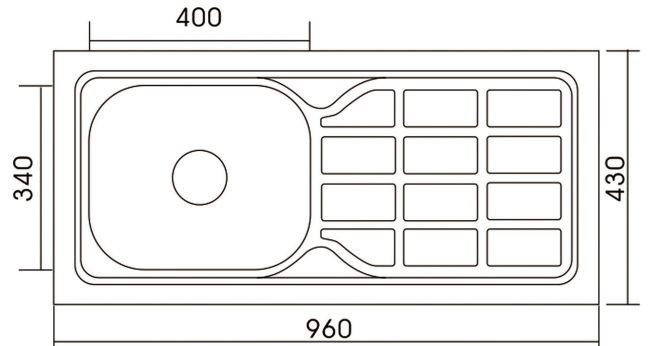
LAVELLO 6839 DB^{B+P}



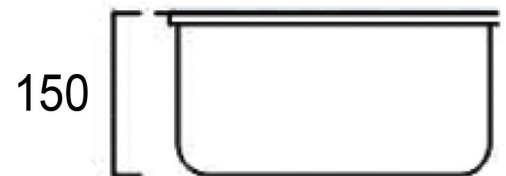
Overall Size	: 680x390 (mm)
Inner Size	: 310x320 + 275x320 (mm)
Depth	: 180-185 (mm)
Material	: Stainless Steel 201
Thickness	: 0.55 (mm)
Surface Treatment	: Electro Plating



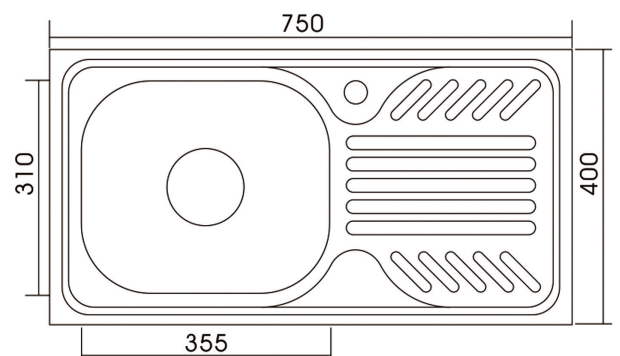
LAVELLO 9643^{B+P}



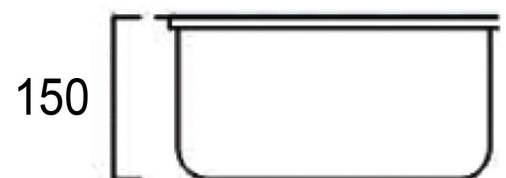
Overall Size : 960x430x150 (mm)
 Depth : 150 (mm)
 Material : Stainless Steel 201
 Thickness : 0.55 (mm)
 Surface Treatment : Electro Plating



LAVELLO 7540^{B+P}



Overall Size : 750x400x150 (mm)
 Depth : 150 (mm)
 Material : Stainless Steel 201
 Thickness : 0.55 (mm)
 Surface Treatment : Electro Plating



NATURA 20 ^{MB+P}



Specification:
- Hot & Cold Water
- Chrome Finished
- Dimensions:
490x450x240 (mm)

NATURA 10 ^{MB+P}



Specification:
- Cold Water Only
- Chrome Finished
- Dimensions:
350x44x200 (mm)

NATURA 11/2 ^{MB+P}



Chrome Finished

NATURA 12/2 ^{MB+P}



Chrome Finished

DP 88 ^{MB+P}




DRAIN & PIPE



BAGNO 99^{MB+P}



BAGNO 88^{MB+P}



BAGNO 77^{MB+P}

Chrome Finished

HUBUNGI



JL.RAYA JANTI NO.96

YOGYAKARTA

(0274) 493 22 88

08112863773

(CHAT ONLY)

f qhomemart **t qhomemart**

@ qhomemart **v qhomemart**

WWW.QHOMEMART.COM