

STANLEY®



**POWER TOOLS
& ACCESSORIES
CATALOGUE
2023**


STANLEY
2 YEAR
LIMITED
WARRANTY

PERFORMANCE IN ACTION™

THE HISTORY OF STANLEY® TOOLS

1843

The Stanley Works was founded in New Britain, Connecticut by Frederick T. Stanley.



1863

Stanley introduced hammers to their line-up.



1870

Stanley began manufacturing screwdrivers and hand planes.

1900

Rule & Level is the largest manufacturer of planes and related tools in the world.

1911

Stanley began manufacturing chisels and vises.

1921

A new logo is introduced to symbolize the merger of the Stanley Rule & Level Company and the Stanley Works.



1936

Stanley manufactured its first utility knife.



1937

Henry Phillips, inventor of Phillips head screw, chose Stanley as the first company to begin making Phillips screwdrivers.

1844

Begin to manufacture ivory and boxwood rules.

1857

Stanley Rule & Level Company established by Henry Stanley. Stanley begins to manufacture levels and squares.

1876

Miter boxes were introduced.

1869

Purchased Bailey, Chaney and Company and acquired the right to manufacture tools under Bailey's patents.



1924

Stanley filed a patent for the ratcheting screwdriver.

1928

The Stanley Works broke into the electric hand tools market with an electric drill, screwdriver and bench grinder.

1930

Stanley made the first steel tape rule.



1954

Time Magazine published a cover story titled "Do-It-Yourself – The New Million Dollar **Hobby**". Stanley was ideally positioned to benefit from this trend and quickly developed products for this new market.



1970

Stanley began producing manual staplers.

1999

Stanley launched the FatMax Tape Rule and the FatMax AntiVibe Hammer.



2008

Stanley re-introduces Sweetheart planes.

2013

Stanley launches the next generation of hand tools.

170 Anniversary

2015

Stanley newly launches power tools range.



1963

Stanley opens the largest hand tool plant in the world in New Britain, CT. The same year, they introduce the PowerLock Tape Rule.



1998

Stanley acquires ZAG Industries Lt., an Israeli maker of plastic storage products, including tool boxes.



2012

Stanley launches new logo and power tools.

STANLEY

2014

Stanley 19" Metal won a good design award



**GOOD DESIGN
AWARD 2014**

2016 & Beyond

STANLEY will continue to introduce new and innovative products that will change the way we work today

1980

The Stanley Works was presented the American Eagle Award from the American Supply & Machinery Manufacturers' Associ., Inc. for its "unusual across-the board quality".

STANLEY®

STANLEY® is the longest established and largest hand tool manufacturer in the world.

Since 1843, STANLEY® has become a leading name in hand tool industry; we've set the standard for excellence in everything we do. No company on earth has a stronger or more compelling history of delivering the hardworking, powerful and innovational tools that help professionals, tradesmen and consumers around the world.

Whether you're a retailer looking for the best quality products to offer your customers, or a skilled user looking for the best tools, STANLEY® is here to serve you.

STANLEY® GLOBAL PRESENCE

● 20+ Global manufacturing sites and labs with similar process and quality controls for consistent quality.




**ACHIEVING
UNPARALLELED
PERFORMANCE
WITH STANLEY® TOOLS**

Since 1843

FULL RANGE OF PRODUCTS FOR ALL PROFESSIONALS

FROM CONCEPT TO YOUR HANDS



For 170 years, STANLEY® manufacturing expertise has allowed us to provide the quality, performance and value that our customers demand. With facilities located at more than 30 global sites and labs, we are dedicated to continually testing, designing and improving our products to ensure quality and maximum performance and function.


INNOVATIVE DESIGN WITH GREAT FUNCTIONALITY

STANLEY® designs tools based on end user research and user insights. We are the pioneers in many tool categories and have created over 150 patented features focused on solving problems of the users.

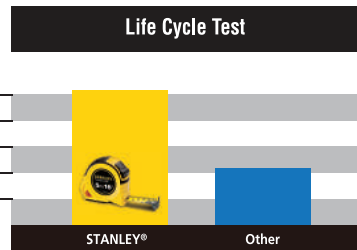
TESTING & QUALITY CONTROL

We test our products in state of the art facilities, doing performance and life tests to ensure high performance, getting the job done quickly, longer unit life, less repair and maintenance, and convenience and comfort for the users.

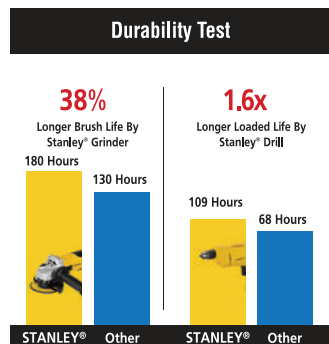

STANLEY® WRENCHES



STANLEY® TOUGH CASE TAPE



STANLEY® POWER TOOLS



POWER TOOL

PRODUCT RANGE

- Drill & Fastening
- Grinder & Chop Saw
- Hammer
- Lithium-Ion Tool
- Construction Saw
- Wood Working

APPLICATIONS & TYPICAL CUSTOMERS

- Construction
- Commercial and Industrial Renovation
- Facility Installation
- Metal Fabrication



LEADING TRADESMAN POWER TOOLS



HUBUNGI :  **QHOMEMART**

08112863773
CHAT ONLY

SERVICE

CONVENIENCE

At the heart of the STANLEY 5 star service promise are 5 star service centers which are conveniently located throughout the country, with specialists always available to answer any questions whether you are on or off the job site.

SPEED

Having your tools back in action in the fastest time possible is our prime objective. Subject to parts availability, most repairs should not take long time in the workshop and for those smaller urgent repairs we provide a "while-u-wait" service.

QUALITY

Highest Quality is assured with STANLEY factory trained technicians carrying out all repairs with all work being backed by our 90 day warranty. Each STANLEY repair comes with our personal "satisfaction tag" listing all the work done and a STANLEY contact telephone number should you be less than 100% happy with the repair.

GENUINE PARTS

All parts used in repairs are original, ensuring both the highest quality and a perfect fit every time.

ONLINE SERVICE

www.2helpU.com provides information on STANLEY After Sales Services, including STANLEY authorized service center locations some frequently asked questions, technical Information, spare part details and warranty policy. You can also contact us directly via the website.





STANLEY
2 YEAR
LIMITED
WARRANTY

STANLEY is confident of the quality of its products and offers an outstanding warranty for customers. We have identified a need amongst our end-users for a lengthier warranty policy.

Therefore, we will offer **2-year warranty** for STANLEY.

In order to honor your warranty, proof of purchase and warranty card must be provided.

Latest Warranty Terms and Conditions are available from www.2helpU.com. Or consult your local distributor, authorized service center or local STANLEY office for more details.

STANLEY reserves the right to review and amend its warranty policies, periods and product eligibility without notice as STANLEY considers appropriate.



THE CONSTRUCTION SOLUTIONS WITH STANLEY POWER TOOLS - FOR ALL JOB SITES



1 Cutting Rebar; Grinding Welding Lines
Small Angle Grinder
SG7100/SG5100



2 Driving Screws On Window Frame & Drill Holes In Wood Frame
6mm 300w Rotary Drill
SDR3006



3 Drill Holes Into Masonry
13mm Percussion Drill
STDH7213



4 Drill Holes In Concrete For Rebar Planting And Paving Wood Floor
2kg 26mm Hammer
SHR263



5 Slotting On Wall; Cutting Ceramic Tile
Tile Cutter
STSP125



6 Install Furniture
V20 Cordless Drill Driver
SCD700D2K



7 Driving Screw Into Window Frame
10.8V Impact Driver
SCI121S2



8 Cutting Pipes
Reciprocating Saw
STEL365



9 Cutting Rebars, Steel Beams, Angle Iron
Chop Saw
SSC22



10 Plane Wood Surface
Planer
STEL630

CONTENTS



CORDLESS LITHIUM-ION TOOL	3
V20 System	4
Cordless Power Tools	6
Battery & Charger	10
DRILL	11
Rotary Drill	12
Percussion Drill	12
Expansion	14
METALWORKING	15
Small Angle Grinder	16
Chop Saw	17
Expansion	17
CONCRETE	18
Rotary Hammer	19
Demolition Hammer	21
Tile Cutter	21
CONSTRUCTION SAW & WOOD WORKING	22
Saw	24
Woodworking	25
Others	28
Pressure Washer	29
POWER TOOLS ACCESSORIES	31
AUTHORIZED SERVICE CENTER	39

CORDLESS LITHIUM-ION TOOL

STANLEY cordless drills are designed for strong performance, quality and precision.

The lithium-ion range also boasts about their compact size and light weight. Well suited for challenging drilling and screw driving tasks, the range is essential for the tradesman.



PERFORMANCE IN ACTION™

HUBUNGI :  **HOMEMART**

08112863773
CHAT ONLY

V20 SYSTEM

**WITH THE NEW
V20 SYSTEM
DO YOUR BEST WORK
POWERFUL
CORDLESS TOOLS
1 INTERCHANGEABLE BATTERY***



*The new V20 Battery can be used in all new tools



**NEW SYSTEM
V20
LITHIUM ION**



**SBD715D2K - SCD700D2K
SCD711C2K - SBI810D2K**

The New LITHIUM ION Batteries V20 offers all the performance you need for a long work day, because you need to trust the proper functioning of your tools.

SBD715D2K V20 BRUSHLESS HAMMER DRILL CORDLESS

**V20
LITHIUM ION**



**32,300
BPM** **60
NM** **2.0
Ah**

- Brushless motor technology for improved power efficiency and longer runtime
- Integral battery state of charge indicator for convenient monitoring of battery charge levels
- Powerful hammer action provides up to 32,300 BPM for efficient drilling into masonry
- Powerful motor providing up to 1,900 RPM and 60Nm of torque for efficient drilling and screwdriving into wood, metal and plastic
- 15 clutch settings to control fastener driving depth
- 2-Speed gearbox with speeds of 0-600/0-1,900 RPM for greater control over the job
- Keyless chuck for easy bit changes
- Integral LED worklight for improved visibility

SPECIFICATIONS

Torque	60 Nm, 16 positions
Speed	0-600 / 0-1900 RPM
Impact rate (Bit per minute)	0-32,300 BPM
Chuck	13 mm
Battery	2 Ah (2 unit)
Led Light	Yes
State of charge	Yes (Battery)
Drilling capacity	Metal 13mm / Wood 30mm / Concrete 13mm
Weight (Compact and lightweight)	1,2 KG

SCD700D2K V20 CORDLESS DRILL DRIVER

**V20
LITHIUM ION**



**1,500
RPM** **50
NM** **2.0
Ah**

- Integral battery state of charge indicator for convenient monitoring of battery charge levels
- Powerful motor providing up to 1,500 RPM and 50Nm of torque for efficient drilling and screwdriving into wood, metal and plastic
- 24 clutch settings to control the fastener driving depth
- 2-Speed gearbox with speeds of 0-400/0-1,500 RPM for greater control over the job
- Integral LED worklight for improved visibility
- Keyless chuck for easy bit changes

SPECIFICATIONS

Torque	50 Nm
Speed	0-400 / 0-1500 RPM
Battery	2 Ah (2 unit)
Chuck	13 mm
Led Light	Yes
State of charge	Yes (Battery)
Drilling capacity	Metal 13mm / Wood 35mm
Weight (Compact and lightweight)	1,2 KG

SCD711C2K V20 CORDLESS HAMMER DRILL

V20
LITHIUM ION

25,500
BPM

50
NM

1.5
Ah



- Integral battery state of charge indicator for convenient monitoring of battery charge levels
- Powerful hammer action provides up to 25,500 BPM for efficient drilling into masonry
- Powerful motor providing up to 1,500 RPM and 50Nm of torque for for efficient drilling and screwdriving into wood, metal and plastic
- 24 clutch settings to control the fastener driving depth
- 2-Speed gearbox with speeds of 0-400/0-1,500 RPM for greater control over the job
- Keyless chuck for easy bit changes
- Integral LED worklight for improved visibility

SPECIFICATIONS

Torque	50 Nm, 22 positions
Speed	0-400 / 0-1500 RPM
Impact rate (Bit per minute)	0 -25,500 BPM
Chuck	13 mm
Battery	1.5 Ah (2 unit)
Led Light	Yes
State of charge	Yes (Battery)
Drilling capacity	Metal 13mm / Wood 35mm / Concrete 13mm
Weight (Compact and lightweight)	1,3 KG

SBI810D2K V20 BRUSHLESS CORDLESS IMPACT DRIVER

V20
LITHIUM ION

3,500
BPM

180
NM

2.0
Ah



- Brushless motor technology for improved power efficiency and longer runtime
- Integral battery state of charge indicator for convenient monitoring of battery charge levels (SBI810D2K)
- Powerful motor providing up to 2,800 RPM, 3,500 BPM and 170Nm of torque for driving larger fasteners and other high torque applications
- Quick release chuck for easy one-handed bit changes
- Integral LED worklight for improved visibility

SPECIFICATIONS

Torque	180 Nm
Speed	0-2,800 RPM
Impact rate (Bit per minute)	0-3,500 BPM
Chuck	6.35 Hex
Battery	2 Ah (2 unit)
Led Light	Yes
State of charge	Yes (Battery)
Weight (Compact and lightweight)	1 KG

SBW910M1K-B1 20V MAX V20 BRUSHLESS IMPACT WRENCH

V20
LITHIUM ION

0-2800
RPM

3500
IPM

280
NM

4.0
Ah



- Brushless motor technology for improved power efficiency and longer runtime
- Integral battery state of charge indicator for convenient monitoring of battery charge levels
- Powerful motor providing up to 3,500 IPM and 280Nm of torque for nut setting & other high torque applications
- 1/2 inch hog ring anvil for easy socket changes
- Integral LED worklight for improved visibility

SPECIFICATIONS

Max. Torque	280 Nm
Breakaway Torque	400 Nm
Speed	0-2,800 RPM
Impact rate (Bit per minute)	0-3,500 IPM
Anvil	½" Hog Ring
Battery	4 Ah (1 unit)
Led Light	Yes
Tool Size (LxH)	143x200mm
State of Charge	YES (battery)
Charger	2 Ah
Charge Time	120 mins
Weight (Compact and lightweight)	1 KG

SCJ600-B1 V20 CORDLESS JIGSAW - Bare Unit

V20
LITHIUM ION

2,500
SPM



- Variable speed trigger ranging from 0-2,500 SPM's
- 3 settings to adjust cut aggressiveness for various materials and applications
- Adjustable shoe for 45° bevel cuts
- Contoured over-molded handle for comfort
- Tool-free blade change - compatible with both T & U blades

SPECIFICATIONS

Voltage (V)	20
Variable Speed	0-2,500/spm
Max. Cutting (mm)	Wood 65mm / Metal 10mm
Pendulum	3
Tool free blade	Yes
State of Charge	Yes (battery)
Weight (Kg)	2.6

SBC550M2K-B1 V20 BRUSHLESS CORDLESS CIRCULAR SAW 7-1/4"

V20
LITHIUM ION

5,000
RPM



- Powerful motor provides up to 5,000 RPM's for easy work of everyday cross and rip cuts.
- Tool-free beveling shoe pivots up to 56° for angled cuts.
- LED work light illuminates cut-line makes cutting easier in lower light conditions.
- Direct connection dust port allows quick, secure connection for cleaner, safer jobsite. Can be directly connected with SCV002 wet and dry vac.
- Electronic brake stops blade within seconds for safety and productivity.
- Bevel detent for easier adjustment of most common used angles (22.5 and 45 degrees).
- Contoured over-moulded handle for comfort.

SPECIFICATIONS

Voltage (V)	20
Speed	0-5,000 RPM
Blade Size (mm)	185
Deep of Cut @ 45° 90° (mm)	50 65
Blade Side	Right
Tool Free Bevel	Yes
State of Charge	Yes (on battery)
Battery	4 Ah (2 unit)
Weight (Kg)	3.2

CORDLESS POWER TOOLS

SCD121S1 12V DRILL DRIVER



- **20 ADJUSTABLE TORQUE SETTINGS**
For perfect screwdriving into a variety of materials with different screw sizes
- **COMPACT 10MM SINGLE SLEEVE KEY-LESS CHUCK**
Automatic spindle lock for quick, single-handed bitchanges
- **1.5Ah LI-ION BATTERY**
No memory effect and virtually no self-discharge for maximum productivity
- **26NM HIGH TORQUE POWER**
To be able to work with hard materials and large diameter holes

SPECIFICATIONS

Voltage (V)	12
Battery Size (Ah)	1 pcs x 1.5 Ah Li-Ion
Chuck Capacity (mm)	0.8-10
No Load Speed (RPM)	0-400 / 0-1,500
Max. Torque (Nm)	26
Clutch / Torque Positions	20
Max. Drilling Capacity in Wood (mm)	20
Max. Drilling Capacity in Steel (mm)	10
Max. Screw-Driving Capacity (mm)	8
LED Light	Yes
Charger (Ah) / Hour	1.25
Packaging	Soft Bag

SCI121S2 10.8 / 12V IMPACT DRIVE



- 6.35mm Hex Quick Chuck. Easy to change bits
- Powerful DC Motor. Maximum Performance
- Bright LED Work Light. Improve Visibility
- Ergonomics Handle. Maximum Comfortable
- Variable Switch. Easy to Control
- 1.25Ah Battery. High Quality Cells

SPECIFICATIONS

Voltage (V)	10.8/12
Battery Size (Ah)	2 pcs x 1.5 Ah Li-Ion
Chuck Capacity (mm)	6.35
No Load Speed (RPM)	0-2,500
Max. Torque (Nm)	110
Impact Rate (IPM)	0-3,200
LED Light	Yes
Charger (Ah) / Hour	1.25
Weight (Kg)	1.0
Packaging	Soft Bag

SCH121S2 12V Hammer Drill



- Class leading drilling speed : 0-400/1500 RPM
- Powerful torque (26Nm) for drilling and screw driving
- 20 torque settings for precise control
- Powerful motor for longer durability
- Switch durability, chuck durability for minimum down time
- Durable battery and charger
- Compact design and light weight for easy handling
- Rubber handle for long duration fatigue free usage
- Variable switch on handle for better control
- LED for working in dark places

SPECIFICATIONS

Voltage (V)	12
Battery Size (Ah)	2 pcs x 1.5 Ah Li-Ion
Chuck Capacity (mm)	10
No Load Speed (RPM)	0-350 / 0-1,500
Max. Torque (Nm)	26
Impact Rate (IPM)	0-22,500
Clutch / Torque Positions	20+3
LED Light	Yes
Weight (Kg)	1.1
Packaging	Soft Bag

SBH201D2K 18V BRUSHLESS DRILL DRIVER



- Up to 50% extended run time & for incomparable drilling speed(0-430/1700) due to Brushless motor
- Exceptional torque(55Nm) & Impact rate (0-28900with 23 drilling positions10-15% more compact and
- Lightweight for ease of use
- Foot Mounted LED helps brighten up work area if working in concealed or tight areas
- 25% better Bit retention compared to tradesman brushed unit
- Exceptional durability for less idle time

SPECIFICATIONS

Voltage (V)	18
Battery Size (Ah)	2 pcs x 2.0 Ah Li-Ion
Chuck Capacity (mm)	13
No Load Speed (RPM)	0-430 / 0-1,700
Max. Torque (Nm)	55
Impact Rate (IPM)	0-28,900
Clutch/Torque Positions	23
LED Light	Yes
Charger (Ah)/Hour	1
Weight (Kg)	1.6
Packaging	Kit Box



NEW



TOWER UP AND DRILL

COMPACT, LIGHTWEIGHT & DURABLE

**12V HAMMER DRILL DRIVER
12V DRILL DRIVER
SCH10D2K-B1 & SBD10D2K-B1**

30
NM

2.0
Ah



12V HAMMER DRILL DRIVER 12V DRILL DRIVER

BEST VALUE
FOR DEMANDING JOBS

30NM MAX TORQUE
Delivering class leading professional performance

20 TORQUE POSITIONS & 2 SPEED SELECTOR
Controlled torque & speed for precision in multiple applications

LED LIGHT
To perform jobs efficiently in low-light spaces

COMPACT & ERGONOMIC DESIGN
Rubber overmould handle for increased comfort

BATTERY STATUS INDICATOR
Lets you know battery status to work efficiently

+33% LONGER RUNTIME*
Improved 2.0Ah battery for longer runtime

SCH10D2K-B1 12V BRUSHED HAMMER DRILL (2*2.0Ah + 1.5A + Kitbox)

NEW



- Improved torque, durability and reduced vibration for higher productivity.
- Lightweight tower-up battery pack designed for maximum comfort.
- +33% longer runtime & faster charging* enables longer duration work.

*Compared to STANLEY's SCH121 & SCD121

SPECIFICATIONS

Voltage (V)	12
No Load Speed (RPM)	0-400 / 0-1500
Impact Rate (IPM)	0-6000 / 0-22500
Max. Torque (Nm)	30
Clutch Setting	20+3
Max. Drilling Capacity in Wood (mm)	20
Max. Drilling Capacity in Steel (mm)	10
Max. Drilling Capacity in Masonry (mm)	8
2 speed gear	Yes
Variable speed trigger	Yes
Chuck Type/ Capacity	Single Sleeve /10mm
LED Light	Yes
Battery Indicator	Yes
Cell Capacity	2.0Ah
Charger	1.5A/ 80min

SCD10D2K-B1 12V BRUSHLESS DRILL DRIVER 2X2.0 KITBOX

NEW




- Improved torque, durability and reduced vibration for higher productivity.
- Lightweight tower-up battery pack designed for maximum comfort.
- +33% longer runtime & faster charging* enables longer duration work.

*Compared to STANLEY's SCH121 & SCD121

SPECIFICATIONS

Voltage (V)	12
No Load Speed (RPM)	0-400 / 0-1500
Impact Rate (IPM)	—
Max. Torque (Nm)	30
Clutch Setting	20+3
Max. Drilling Capacity in Wood (mm)	20
Max. Drilling Capacity in Steel (mm)	10
Max. Drilling Capacity in Masonry (mm)	—
2 speed gear	Yes
Variable speed trigger	Yes
Chuck Type/ Capacity	Single Sleeve /10mm
LED Light	Yes
Battery Indicator	Yes
Cell Capacity	2.0Ah
Charger	1.5A/ 80min



Wood Working - Carpentry



Metal Drilling



Plasterboards

BATTERY



SB202 2V 2.0Ah



SC200 20V 2.0Ah



SB10D-B1
12V 2.0Ah TOWER UP
BATTERY



SC101-B1
12V 1.5A TOWER UP
CHARGER



SCB12S 12V 1.5Ah



SC121 10.8V 1.25A



SC201 18V 1.0A

DRILL

Tradesman tough jobs require extremely durable and powerful tools. STANLEY's heavy duty keyed and keyless drills assist you with their high quality in every single situation. A metal gearcase and a powerful square motor provide you with robustness and higher performance. Well designed brushes lengthen the life-time of your tool dramatically.



PERFORMANCE IN ACTION™

HUBUNGI :  **QHOMEMART**

08112863773
CHAT ONLY

ROTARY DRILL

SDR3006 6MM 300W ROTARY DRILL



- High performance motor delivering 0-4500RPM for faster work completion
- Best in class durability compared to tradesman competition
- Compact design & light weight for optimum handling in tight spaces

SPECIFICATIONS

Power Input (W)	300
Chuck Capacity (mm)	6.5
No Load Speed (RPM)	0-4,500
Variable Speed	Yes
Lock-On Switch	Yes
Cable Length (m)	2
Drilling Capacity on Wood (mm)	15
Drilling Capacity on Steel (mm)	6.5
Weight (Kg)	0.95
Dimension (mm)	200×165×60
Packaging	Carton

STEL101 10MM 400W ROTARY DRILL



- High performance motor delivering 0-2700RPM for faster work completion
- Best in class durability compared to tradesman competition
- Compact design & light weight for optimum handling in tight spaces

SPECIFICATIONS

Power Input (W)	400
Chuck Capacity (mm)	10
No Load Speed (RPM)	0-2,700
Variable Speed	Yes
Reverse	Yes
Cable Length (m)	2
Drilling Capacity on Wood (mm)	20
Drilling Capacity on Steel (mm)	10
Packaging	Carton
Dimension (mm)	200×165×60
Packaging	Carton

PERCUSSION DRILL

SDH600 13MM 550W PERCUSSION DRILL



- Best in class Rotary & Impact Rate for most effective work output
- Light Weight and Compact & Ergonomic Design bring best control
- Speed Dial for consistent torque/speed
- Lock-on Switch for one hand control and user safety

SPECIFICATIONS

Power Input (W)	550
Chuck Capacity (mm)	13
No Load Speed (RPM)	0-2,900
Impact Rate (BPM)	0-49,300
Forward And Reverse	Yes
Speed Dial	Yes
Chuck	Keyed & Keyless
Drilling Capacity on Wood (mm)	25
Drilling Capacity on Concrete (mm)	13
Drilling Capacity on Steel (mm)	13
Weight (Kg)	1.75
Packaging	Carton

SDH600

13MM 550W PERCUSSION DRILL

MEASURING ROD

550W POWERFUL MOTOR

ELECTRONIC & REVERSIBLE SPEED CONTROL



0-2900 min (rpm)



No Load Speed



Drilling Capacity

25mm (1")
13mm (1/2")
13mm (1/2")

2 Modes



Drilling
Hammer Drilling



Electronic and Reversible

STDH7213 13MM 800W PERCUSSION DRILL



- Robust 720 Watt Motor To Get Your Heavy Duty Job Done Easily
- High Working Efficiency Due To Excellent Rotary & Impact Speed
- Durable Metal Gear Housing For The Long Unit Life
- Speed Dial For All Different Applications

SPECIFICATIONS

Power Input (W)	720
Chuck Capacity (mm)	13
No Load Speed (RPM)	0-3,000
Speed Dial	Yes
Chuck	Keyed
Reverse Mode	Yes
Drilling Capacity on Wood (mm)	32
Drilling Capacity on Concrete (mm)	13
Drilling Capacity on Steel (mm)	13
Weight (Kg)	2.5
Packaging	Kit Box

SDH600KV 13MM 600W PERCUSSION DRILL VALUE PACK



Value Pack Including:

- SDH600
- Cross Screwdriver
- Pincer Plie
- Hammer
- Art Knife
- 4mm metal drill
- 5mm metal drill
- 6mm metal drill
- 8mm metal drill
- 6mm mansory drill
- 8mm mansory drill
- 10mm mansory drill
- 4mm wood drill
- 5mm wood drill
- 6mm wood drill
- 8mm wood drill

SDH700KV 13MM 700W PERCUSSION DRILL VALUE PACK



Value Pack Including:

- SDH700
- Cross Screwdriver
- Pincer Plie
- Hammer
- Piler
- Art Knife
- Tape Measure
- 4mm metal drill
- 5mm metal drill
- 6mm metal drill
- 8mm metal drill
- 8mm mansory drill
- 8mm mansory drill
- 10mm mansory drill
- 4mm wood drill
- 5mm wood drill
- 6mm wood drill
- 8mm wood drill

EXPANSION

SDR1400 1400W MUD MIXER



- Delivering 2 speed Variable speed with soft start for efficient mixing
- Power – Appropriate motor torque
- Multi-use for tradesman environment
- D-shape twin-handle design & light weight

SPECIFICATIONS

Power Input (W)	1,400
Speed Mode	2 Speed
No Load Speed (RPM)	0-480, 0-800
Variable Speed	Yes
Tool Fitting	M14 X 2
Mixing Paddle (mm)	140
Mixture Volume (L)	120
Cable Length (m)	2
Soft Start Function	Yes
Soft Grip on Handle	Yes
Accessories	1pc two-section paddle
	2pcs 22# wrench
Weight (Kg)	3.5
Packaging	Carton

METALWORKING

Resulting in faster material removal while grinding and greater accuracy & comfort while cutting, the STANLEY high performance metal working tools have been developed to combine excellent power to weight characteristics with outstanding ergonomics. They deliver the versatility, power and life that is demanded by a tradesman.



PERFORMANCE IN ACTION™

HUBUNGI :  **HOME MART**

08112863773
CHAT ONLY

SMALL ANGLE GRINDER

SG7100 100MM 750W SLIMLINE SMALL ANGLE GRINDER



- Super slim body just 179mm gripping girth
- Steel cut gear set ensures premium noise and vibration level
- Powerful motor with higher output for better working efficiency
- Higher load bearing to prevent tool damage in tougher application

SPECIFICATIONS

Power Input (W)	750
Disc Diameter (mm)	100
Tool Girth	179mm
No Load Speed (RPM)	12,000
Cable Length (m)	2.5
Weight (Kg)	1.3



Metal Grinding / Polishing



Weald Head Removal



Metal Cutting

SG5100 100MM 580W SLIMLINE SMALL ANGLE GRINDER



- Super slim body just 179mm gripping girth
- Steel cut gear set ensures premium noise and vibration level
- Powerful motor with higher output for better working efficiency
- Higher load bearing to prevent tool damage in tougher application

SPECIFICATIONS

Power Input (W)	580W
Disc Diameter (mm)	100
Tool Girth	179mm
No Load Speed (RPM)	12,000
Cable Length (m)	2.1
Weight (Kg)	1.3



Metal Grinding / Polishing



Weald Head Removal



Inox Polishing

CHOP SAW

SSC22 2200W CHOP SAW



- 2200W powerful motor with high working efficiency
- Heavy duty guard for durability and user protection
- Horizontal handle for better comfort

SPECIFICATIONS

Power Input (W)	2,200
No Load Speed (RPM)	3,800
Max. Disc Diameter (mm)	355
Lock-On Switch	Yes
Guard	Half / Full
Weight (Kg)	15.5



EXPANSION

STEL861 500W DIE GRINDER



- 500W Motor
- On/Off Switch
- Easy Access to Brushes for Quick Replacement
- Rubber Coated for Longer Useful Life

SPECIFICATIONS

Power Input (W)	500
No Load Speed (RPM)	27,000
Switch Type	Toggle
Spindle Size	M15
Collet Size (mm)	6
Cable Length (m)	3
Weight (Kg)	2

CONCRETE WORKING

Highly durable and best-in-class performance – two traits of the STANLEY Concrete range. While the full range of rotary hammers with the SDS-Plus chuck configuration provides excellent power to weight ratio, the demolition hammers with a choice between SDS-Max and Hex Chuck is designed to give comfort during long usages. The tile cutter comes also with a wet kit variant.



PERFORMANCE IN ACTION™

HUBUNGI :  **HOME MART**

08112863773
CHAT ONLY

ROTARY HAMMER

SHR264KA 26MM 2KG ROTARY HAMMER QCC (QUICK CHANGE CHUCK)



6pcs Stanley SDS-Plus Bits

SPECIFICATIONS

Power Input (W)	800
Chuck Capacity (mm)	26
Chuck Type	QCC SDS-Plus
No Load Speed (RPM)	0-1,250
Drilling Mode	Hammer Drill, Rotary Drill, & Chipping
Impact Energy (J)	3.4
Impact Rate (BPM)	0-4,670
Quick Change Chuck	Yes
Variable Speed	Yes
Lock-On Switch	Yes
Weight (Kg)	2.7
Packaging	Kit Box

- STA54002. SDS Hammer 5mm x 110mm * 1
- STA54012. SDS Hammer 6mm x 110mm * 2
- STA54022. SDS Hammer 8mm x 110mm * 1
- STA54027. SDS Hammer 10mm x 110mm * 1
- STA54401. SDS PLUS POINT chisel 14 mm x 250 mm * 1

SHR263KA 26MM 3 MODE SDS-PLUS HAMMER WITH 6 STANLEY BITS



6pcs Stanley SDS-Plus Bits

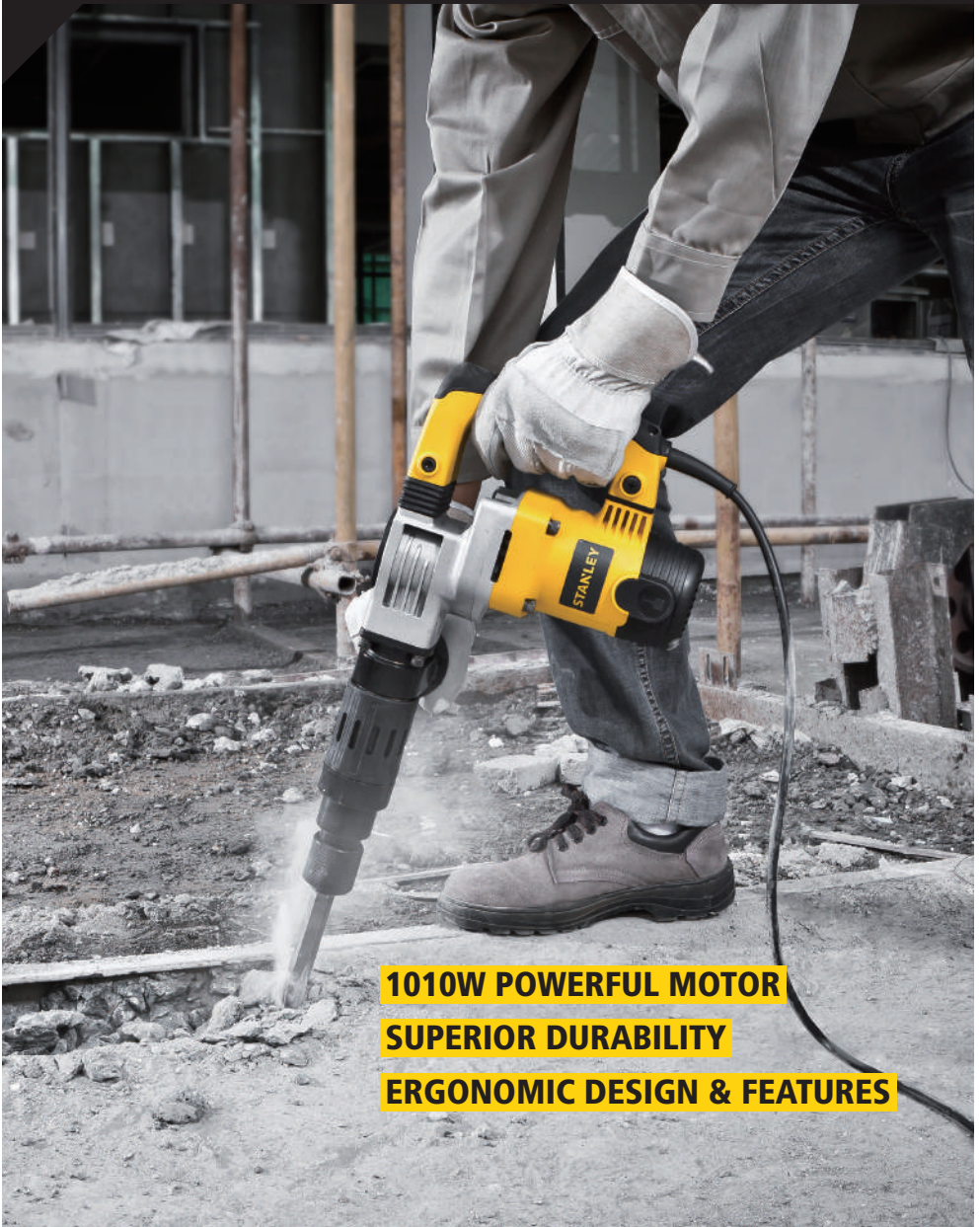
SPECIFICATIONS

Power Input (W)	800
Chuck Capacity (mm)	26
Chuck Type	Non QCC SDS-Plus
No Load Speed (RPM)	0-1,150
Drilling Mode	Hammer Drill, Rotary Drill, & Chipping
Impact Energy (J)	3.4
Impact Rate (BPM)	0-4,300
Variable Speed	Yes
Lock-On Switch	Yes
Weight (Kg)	2.6
Packaging	Kit Box

- STA54002. SDS Hammer 5mm x 110mm * 1
- STA54012. SDS Hammer 6mm x 110mm * 2
- STA54022. SDS Hammer 8mm x 110mm * 1
- STA54027. SDS Hammer 10mm x 110mm * 1
- STA54401. SDS PLUS POINT chisel 14 mm x 250 mm * 1

STHM5KHV

5KG HEX DEMOLITION HAMMER



1010W POWERFUL MOTOR

SUPERIOR DURABILITY

ERGONOMIC DESIGN & FEATURES

DEMOLITION HAMMER

STHM5KHV 5KG HEX DEMOLITION HAMMER



SPECIFICATIONS

Power Input (W)	1,010
Chuck Capacity (mm)	17
Chuck Type	HEX
Impact Energy (J)	8.5
Impact Rate (BPM)	0-2,900
Anti-Vibration Handle	Yes
Cable Length (m)	3.5
Weight (Kg)	6.1
Packaging	Kit Box

- 1010W Powerful Motor Delivers Outstanding Chipping And Chiseling Performance
- Anti-Vibration System For Low Vibration And More Comfort
- Rubber Coated Back Handle Design For Improved Comfort In Use

STHM10K 10KG SDS-MAX DEMOLITION HAMMER



SPECIFICATIONS

Power Input (W)	1,600
Chuck Type	SDS-Max
Impact Energy (J)	25
Impact Rate (BPM)	900-1,890
Lock-On Switch	Yes
Switch Type	Trigger
Chisel Positions	12
Weight (Kg)	10.5
Packaging	Kit Box

- Powerful 1600W Motor For Light-Heavy Duty Demolition, Chipping & Chiseling Applications
- SDS Max Chuck For Easy Accessory Availability
- Rubber Grip For Comfortable Long Duration Usage

TILE CUTTER

STSP125 HIGH POWER TILE CUTTER



- Powerful 1320W Motor For Highest Working Efficiency
- Optimized 13000 RPM For High Cutting Efficiency
- 125mm Capacity Guard For All Job-site Applications
- Optimized Gear Set For Less Vibration, Lower Noise & Longer Life Span

SPECIFICATIONS

Power Input (W)	1,320
Wheel Diameter (mm)	125
No Load Speed (RPM)	13,000
Max. Depth of Cut (mm)	41
Cable Length (m)	2.5
Weight (Kg)	3.1
Packaging	Carton

CONSTRUCTION SAW & WOOD WORKING

Cutting through a variety of materials, the STANLEY Saw range takes on the strain of cutting and sawing with ease. The range is designed to provide a powerful, precise and comfortable experience to the user.

STANLEY woodworking range also caters to routing, planing and sanding. While durability is a given in any STANLEY tool, the router boasts of controlled power, Planers with high depth of cut and safety and Sanders providing smooth results every time, all the time.



PERFORMANCE IN ACTION™

SAW

SM16 254MM 1650W MITRE SAW




- 1650W motor offer enough torque for heavy duty application
- Precise design and manufacture offer excellent accuracy
- Durable motor keep long term application use
- Compact size and Light weight easy transform

SPECIFICATIONS

Power Input (W)	1,650
No Load Speed (RPM)	4,800
Max. Blade Diameter (mm)	254
Max. Diameter (mm)	140x70
Weight (Kg)	10.5
Cut Line Guidance	LED Shadow

SM18 254MM 1650W SLIDING MITRE SAW



- Self-aligning fence design ensures high cut accurate
- Dovetail shape fence slot helps fence setup w/o any deviation
- Smart bi-scale reading
- Tool free extendable table
- Over 150 hours consistent durable heavy load life

SPECIFICATIONS

Power Input (W)	1,800
No Load Speed (RPM)	4,800
Max. Blade Diameter (mm)	254
Cut Line Guidance	LED Shadow
Bevel Cut Range	Double Bevel
Miter Cut Range	Left 0°- 47° Right 0°- 52°
Lock-On Button	Yes
Weight (Kg)	18,6
0° x 0° Cross Cut Capacity (mm)	H92xW28 H80xW310
45° x 0° Mitre Cut Capacity (mm)	H92xW190 H80xW210
0° x 45° Bevel Cut Capacity Left (mm)	H47xW285 H45xW31
45° x 45° Compound Cut Capacity (mm)	H47xW190 H45xW21
0° x 45° Bevel Cut Capacity Right (mm)	H35xW285 H25xW31
45° x 45° Compound Cut Capacity (mm)	H35xW19 H25xW210
Brake Time	< 5 Seconds

SST1801 254MM 1800W TABLE SAW WITH FRAME STAND



- Self-aligning fence design ensures high cut accurate
- Dovetail shape fence slot helps fence setup w/o any deviation
- Smart bi-scale reading
- Tool free extendable table
- Over 150 hours consistent durable heavy load life

SPECIFICATIONS

Power Input (W)	1,800
No Load Speed (RPM)	4,800
Max. Blade Size (mm)	254
Max. Bench Size (mm)	560*680
Max. Extension Bench Size (mm)	560*1040
RIP Capacity (mm)	660
Max Cutting Depth 90° 45° (mm)	80 50
Parallel Guide	Self Aligning
Stand Type	Frame
Weight (Kg)	27.2

SC16 1600W 190MM CIRCULAR SAW



- Best-in-Class 1600W motor with optimized transmission to deliver highest productivity amongst all Tradesman units
- State-of art design, compact size and light weight
- Robust & Optimized design at motor, transmission, guard and base, ensures 2x durability than existing STANLEY circular saw

SPECIFICATIONS

Power Input (W)	1,600
No Load Speed (RPM)	5,500
Max Disc Diameter (mm)	190
Max. Cutting Depth (mm)	65
Max. Bevel (°)	45
Weight (Kg)	3.9

SJ45 450W JIG SAW



- Powerful 600W & optimum 450W powerful motors with high efficiency in its class, to ensure effective cutting on heavy load applications.
- Robust & Optimized design at motor, transmission, blade clamp and base ensures Best-in-Class durability
- Compact tool size and excellent Power to Weight ratio

SPECIFICATIONS

Power Input (W)	450
Variable Speed	500-3,000/min
Max. Cutting (mm)	65
Pendulum	No
Stroke Length (mm)	19
Blade Clamp	Keyed
Blade Type	T-Shank
Bevel Cutting	± 45 degree
Weight (Kg)	1.8

SJ60 600W JIG SAW



- Powerful 600W & optimum 450W powerful motors with high efficiency in its class, to ensure effective cutting on heavy load applications.
- Robust & Optimized design at motor, transmission, blade clamp and base ensures Best-in-Class durability
- Compact tool size and excellent Power to Weight ratio

SPECIFICATIONS

Power Input (W)	600
Variable Speed	500-3,000/min
Max. Cutting (mm)	75
Pendulum	Yes
Stroke Length (mm)	19
Blade Clamp	Keyless
Blade Type	T-Shank
Bevel Cutting	± 45 degree
Weight (Kg)	1.9

STEL365 900W RECIPROCATING SAW



- **TOOLED SHOE ADJUSTMENT**
Easily allows depth adjustment and extends blade life
- **TWIST LOCK TOOL FREE BLADE CHANGE**
For quick and easy blade changes
- **VARIABLE SPEED TRIGGER**
Maintains speed for multiple cutting tasks
- **HEAVY DUTY MOTOR**
For fast cutting in a variety of applications

SPECIFICATIONS

Power Input (W)	900
Strokes/Min (SPM)	0-3,200
Stroke Length (mm)	148
Weight (Kg)	3.2

WOODWORKING

STP18 1800W Thickness Planer

NEW



- Get accurate results and stable cuts with a depth adjustment handle offering 0.4 mm to 1.6 mm thickness settings.
- Set depth measurements with easy-to-read metric and imperial markings
- Ensure quick, easy blade changes and extend cutting life with re-sharpened knives.

SPECIFICATIONS

Power Input (W)	1800
Voltage (V)	220-240
Frequency (Hz)	50/60
No-load/Rated speed (min ⁻¹)	10000
Feed Speed (m/min)	7.9
Cutting Height (mm)	152
Planing width (mm)	318
Maximum cutting depth (mm) (For max. board width of 152 mm(6"))	3.2
Weight (Kg)	27

1800W THICKNESS PLANER STP18

POWERFUL 1800W MOTOR
Delivering productive solution for thickness control

HIGH DURABILITY
Long service life high-speed steel re-sharpenable blades & first carbon brush

LARGE CAPACITY & STOCK REMOVAL
Up to 12.5" planing width & circular section cutter head for optimum depth of cut



PRECISION CUTTING
0.4mm to 1.6mm depth adjustment settings for good accuracy

EASE-OF-USE
Quick-change HSS blades
Easy to read dual metric & imperial markings

STP182-B1



318MM PLANER BLADES INCLUDED


Productive performance



Ease-of-use & precision finish



Dust management



ST55 550W LAMINATE TRIMMER



- 35,000 RPM optimized speed and high torque for quick task completion
- 550W Powerful motor with up to 700W* max output
- High grade collet material for Accurate trimming result
- Flat head design for convenience collet and bit replacement
- Transparent base and blow feature help the working visibility

SPECIFICATIONS

Rated Power (W)	550
No Load Speed (RPM)	35,000
Collet Dimension	6.35 mm 6mm
Soft Gel	Yes
Blow Feature	Yes
Weight (Kg)	1.4



Woodcraft



Furniture fabrication



Door/window fabrication & hinge mortising

STEL630 750W PLANER



- LEFT OR RIGHT CHIP EJECTION Suitable for both Right or left handed usage
- 0.2MM DEPTH OF CUT SETTING For increased accuracy
- 3 DIFFERENT SIZED CHAMFER GROOVES For easy and precise shaping of wood
- 12MM MAXIMUM REBATE DEPTH Broadens the applications

SPECIFICATIONS

Power Input (W)	750
No Load Speed (RPM)	16,500
Planing Width (mm)	82
Planing Depth (mm)	1.6
Rebating Depth (mm)	12
Weight (Kg)	2.7

SS24 240W 1/4" SHEET SANDER



- 240W Powerful motor with higher sanding efficiency to provide optimal removal rate in different materials
- 16000/min higher speed with low vibration to deliver optimal sanding result to End-user
- Compact design with lower height to give better balance and control
- Longer hanging life and first brush life ensure longest durability in class

SPECIFICATIONS

Power Input (W)	240
Orbit/Strokes (OPM)	16,000
Voltage Rating (V)	220-240
Orbital Diameter (mm)	1.4
Sanding Pad Size (mm)	110 x 104
Sanding Paper Size	140 x 115

SS28 280W 1/3" SHEET SANDER



- 280W Powerful motor with higher sanding efficiency to provide optimal removal rate in different materials
- 14000/min higher speed with low vibration to deliver optimal sanding result to End-user
- Longer hanging life and first brush life ensure longest durability in class
- Two finger trigger switch with lock-on button to ensure continuous and comfortable usage

SPECIFICATIONS

Power Input (W)	280
No Load Speed (DPM)	14,000
Orbital Diameter (mm)	2
Sanding Pad Size (mm)	91 x 185
Sanding Paper Size	93 x 230
Two-Finger Switch	Yes
Lock-On Button	Yes
Weight (Kg)	1.5

SSS310 310W 1/2" SHEET SANDER



- 310W durable motor for tradesman market Performance
- 2mm orbit diameter give orbital sander suitable for all general sanding applications Easy use
- Thumb lever clamping system holds paper fast sanding
- Dust extraction bag for a cleaner working environment Ergonomics
- Rubber handle for comfortable operation

SPECIFICATIONS

Power Input (W)	310
No Load Speed (DPM)	6,000-10,000
Eccentricity (mm)	1
Orbit Diameter (mm)	2
Paper size (mm)	115 x 280
Platten size (mm)	115 x 230
Paper attachment	Thumb level clamping system

SS30 300W RANDOM ORBITAL SANDER



- 300W Powerful motor with higher efficiency for optimal removal rate in different application
- 0-13000/min variable speed with extreme low vibration to deliver optimal sanding result to End-user
- Longer product hanging life (>650hrs) and first brush life (>300hrs) ensure longest in class durability
- Compact design with lower height to give better balance and control

SPECIFICATIONS

Power Input (W)	300
No Load Speed (DPM)	0-13,000
Orbital Diameter (mm)	2
Sanding Pad Size	125mm / 5"
Dust-Sealed Switch	Yes
Dust Extraction	Yes
Brake Function	Yes
Weight (Kg)	1.4

SB90 900W BELT SANDER



- 900W Powerful Motor with higher efficiency for fast material removal and 76x533mm belt to sand big surface
- Longer product hanging life (>500hrs) and first brush life (>155hrs) ensure longest in class durability
- Two finger trigger switch with lock-on button for continuous and comfortable usage

SPECIFICATIONS

Power Input (W)	900
No Load Speed (RPM)	240-380
Sanding Belt Size (mm)	76 x 533
Sanding Area (mm)	76 x 130
Two Finger Switch	Yes
Lock-On Button	Yes
Weight (Kg)	2.76

OTHERES

SP137 1300W 180MM POLISHING MACHINE



- Constant speed module with soft-start feature for smooth polish
- Powerful 1300W motor to meet requirement for auto detailer applications.
- 15% more compact and 10% lighter than the current polisher STGP1318.
- Over 200 hours working life, 2x durable than STGP1318

SPECIFICATIONS

Power Input (W)	1,300
Diameter (mm)	180
No Load Speed (RPM)	500-3600
Speed Control	Constant Speed
Handle	D type
Turning Disc Type	Hook and Loop Fasteners
Machine Length (mm)	40
Weight (Kg)	3.2

STEL670 2000W HEATGUN



- Spherical Nozzle
- Two Air Flow Stages, Variable Temperature Settings To Meet Different Use Requirements
- Designed For Free-Standing Base

SPECIFICATIONS

Power Input (W)	2,000
Heat Setting	Variable
Switch Control	2 Stages
Temperature (°C)	50-450 / 90-600
Air Flow (L/min)	300/500
Cable Length (m)	3

STPT600 600W BLOWER



- **Enhanced Airflow** for high working efficiency
- **Variable speed and Light weight** suitable for all applications
- **Longer Durability** to reduce idle time

SPECIFICATIONS

Power Input (W)	600
No Load Speed (RPM)	0-16,000
Air Volume (L/min)	3,500
Cable Length (m)	3
Weight (Kg)	1.6
Cable Length (m)	3

Pressure Washer



PERFORMANCE IN ACTION™

HUBUNGI :  **HOME MART**

08112863773
CHAT ONLY

Pressure Washer

SW19-B1 1900W Induction Motor Pressure Washer with Self Priming

NEW



- High Efficiency spray gun with both Adjustable spray Nozzle and Rotary Nozzle included. The Rotary nozzle jet rotates in circle (milling effect). Combines high impact with good coverage. Ideal for demanding applications such as removing moss from floors and walls, or heavily ingrained dirt.
- Professional usage pressure washer: For Fences and exterior surface, stone or cement walls, swimming pool, façade of large building and car wash
- Quieter operations : Better sound management for greater comfort and less potential for nuisance

SPECIFICATIONS

Rated Voltage (V)	220-240
Frequency (Hz)	50
Power (W)	1900
Max Water Flow (L/min)	6.6
Max Pressure (bar)	1300
Max Temperature (°C)	50
Motor Type	Induction
Pump Material	Aluminum
Total Stop System	-
Self Priming	-
Weight (Kg)	13

- include accessories



Gun with trigger actuator



Polyurethane hose 8m



Extension wand



Adjustable nozzle



Rotating nozzle



Water filter



Detergent dispenser



Cleaning needle



POWER TOOLS ACCESSORIES



PERFORMANCE IN ACTION™

HUBUNGI :  **QHOMEMART**

08112863773
CHAT ONLY

DRILLING AND SCREWDRIVING

STA7221-XJ 16 Piece Drilling And Screwdriving Set Metric



With a variety of accessories to perform the most common application, Stanley screwdriving sets offers the right performance to get the job done. The cases are designed to maintain the different accessories organized and prevent tool lost.

• **Features & Benefits**

Sets assortment selected to attend the most common uses.
Case developed to protect and organize the accessories.

• **Product Specifications**

Multiple application from screwdriving to drilling into different materials

• **Includes**

- 5 Titanium Steel Bits Fast 2mm, 3mm, 4mm, 5mm, 6mm,
- 3 concrete drill bits 5mm, 6mm, 8mm,
- 7 tips for screwing crv 25mm (assorted models),
- 1 magnetic extender for screwing

STA88546-XJ Stanley 50pcs Drilling & Screwdriver Set



With a variety of accessories to perform the most common application, Stanley screwdriving and drilling sets offers the right performance to get the job done. The cases are designed to maintain the different accessories organized and prevent tool lost.

• **Features & Benefits**

Sets assortment selected to attend the most common uses.
Case developed to protect and organize the accessories.

• **Product Specifications**

Multiple application from screwdriving and drilling into different materials

• **Includes**

- Wood Drill Bit: 3mm x 2, 4mm, 5mm, 6mm, 8mm
- Metal Drill Bit: 1.5mm x 2, 2mm, 2.5mm, 3mm, 3.5mm, 4mm, 5mm, 6mm
- Masonry Drill Bit : 4mm, 5mm, 6mm, 7mm, 8mm, 10mm
- Screwdriver Bit Phillips/Plus (+): Ph1, Ph2 x 2, Ph3
- Screwdriver Bit Slot/Minum (-): SL4, SL6, SL7.2
- Screwdriver Bit Pozidriv/Bintang: Pz1 x 2, Pz2 x 2, Pz3
- Screwdriver Bit Torx: T15, T20, T25, T30
- Screwdriver Bit Hex: HX3, HX4, HX5, HX6
- 1x Magnetic Holder
- Screwdriver Bit Connector: 4mm, 5mm, 6mm, 7mm, 8mm, 10mm

STA88546-XJ Stanley 100pcs Drilling & Screwdriver Set



With a variety of accessories to perform the most common application, Stanley screwdriving and drilling sets offers the right performance to get the job done. The cases are designed to maintain the different accessories organized and prevent tool lost

• Features & Benefits

Sets assortment selected to attend the most common uses.

Case developed to protect and organize the accessories.

• Product Specifications

Multiple application from screwdriving and drilling into different materials

• Includes

- 13 Metal Drill Bits TITANIUM - 1.5mm -2mm -2.5mm - 3mm (2pcs) - 3.5mm - 4mm - 5mm (2pcs) - 5.5mm - 6mm - 7mm
- 5 Wall Drill Bits - 3mm -5mm - 6mm - 8mm -10mm
- 13 Wood Drills Bits - 3mm (2pcs) - 3.5mm - 4mm - 4.5mm - 5mm (2pcs) - 6mm - 6,5mm -

7mm - 7,5mm - 8mm

- 10 Phillips cross thread inserts 25 mm 3x PH1 - 5xPH2 - 2xPH3
- 9 Pozidrive 25 mm 2x PZ1 - 5xPZ2 - 2xPZ3 cross screwing inserts
- 7 Screwdriver inserts Flat cut 25 mm 1x SL4 - 3xSL5 - 3xSL6 - 2xSL7,2
- 12 Torx screwdriver bits 25 mm 2xT10-2xT15- 2xT20-2xT25-2xT27-2xT30
- 2 Hexagonal 25 mm screwdriver bits HEX 3 - HEX 4
- 7 Screwdriver inserts Flat cut 50 mm 1x SL4 - 2xSL5 - 2xSL6 - 2xSL7,2
- 4 Phillips cross screw inserts 50 mm 1x PH1 - 2xPH2 - 1xPH3
- 3 Torx screwdriver bits 50 mm 1xT10-1xT15- 1xT20
- 7 Sockets for hexagonal screwdriver 5-6-8- 10-11-12-13 mm
- 1 Magnetic bit holder 1 piece
- 1 Countersink 1 piece
- 4 Hole saws mm 32 - 38 - 44 - 54
- 1 Post for hole saws

ULTRA THIN CUTTING WHEEL

FOR FAST CUTTING

HIGH PERFORMANCE ALUMINUM OXIDE GRAIN

Long life and high material removal

HIGH QUALITY FIBER GLASS

No Trade off to Safety (EN12413 qualified)

LESS VIBRATION, LESS HEATING OF MATERIAL

Easier to control cutting

APPLICATION

For cutting stainless steel and steel



Item No.	Diameter (mm)	Bore (mm)	Thickness (mm)	Quantity
STA8060SUT	100	16	1.0	25

STANLEY CUTTING AND GRINDING WHEELS

Item No.	Diameter (mm)	Bore (mm)	Thickness (mm)	Quantity
STA4500	100	16	6	10
STA8011R	355	25.4	3	10



COATED FLAP WHEELS

FOR METAL GRINDING AND POLISHING
RESISTANT, DURABLE ZIRCONIUM OXIDE GRAIN
 Long life and high material removal

APPLICATION

For grinding, finishing and sharpening stainless steel and steel



Item No.	Diameter (mm)	Bore (mm)	Grit (mm)	Quantity
STA8226F	100	16	60	5
STA8228F	100	16	120	5

DEMOLITION CHISELS

High grade toughened steel shank design for optimum durability in heavy-duty demolition task, higher wear resistance and increased service life. Innovative cutting geometry for improved material removal rate. Specially toughened steel with state-of-the-art heat treatment process, ensures consistent chiselling and demolition performance. For masonry, concrete, stone floor and wall tiles



Item No.	Shank type	Shape	Length (mm)	Quantity
STA54401	SDS Plus	Point	250	1
STA54411	SDS Plus	Flat 40mm	250	1

STA81005-XJ 7PC HCS HOLESAW



The stanley hole drills are made of high carbon steel (hcs). holes for cutting holes in wood, drywall. a guide drill is included with each set.

- **Features & Benefits**
 Good quality standard drilling holes for wood work.
- **Product Specifications**
 Wood
- **Includes**
 SET: 25mm, 32mm, 38mm, 45mm, 50mm, 56mm, 62mm

STANLEY®

PERFORMANCE IN ACTION™

HUBUNGI



JL.RAYA JANTI NO.96

YOGYAKARTA

(0274) 493 22 88

08112863773

(CHAT ONLY)

 qhomemart  qhomemart

 qhomemart  qhomemart

WWW.QHOMEMART.COM