



INDOGRESS

More Than Just Tile

2024

NEW PRODUCT

120X240

90x180

120X120

100X100

80X80

60X60

Elevate Your Space
With Timeless Beauty

BIG Slab
Slip Guard Technology
Marble collection

HUBUNGI :  **HOME MART**

08112863773
CHAT ONLY



**BIG
SLAB**

HUBUNGI :  **QHOMEMART**

08112863773
CHAT ONLY

EXTRA SIZE EXTRA BEAUTY

Experience a revolution in tile design with Indogress Big Slab, a true masterpiece of intelligent innovation, blending high- specification granite tile with natural beauty. Prepare to be captivated by its unparalleled strength, large size, exquisite design, and flawless surface. Elevate your living spaces with the perfect blend of functionality and aesthetic appeal. Indogress Big Slab is the ultimate choice for those seeking superior quality and timeless elegance in their spaces.



INNOVATIVE DESIGN

Inspired by nature, Indogress continues to innovate and develop the concerning designs, including colors, patterns, and finishes



EXTRA SIZE EXTRA BEAUTY

Available in 120x240 cm and 90x180 cm. Offers you a large surface area means fewer grout lines, creating a seamless, sleek look that is perfect for modern, minimalist designs.



VERSATILE APPLICATION

More than just a flooring or wall solution, with such a vast selection of product types, sizes and surfaces; you can bring your architectural visions to life



HIGH QUALITY

Indogress offers high-quality BIG SLAB tiles that are highly resistant to extreme weather conditions, heat and heavy traffic. Perfect for any area that requires durability and style



EASY TO CLEAN

Indogress has less than 0.5% absorption level, making it easy to clean and maintain. It does not need to be coated or regularly polished like natural marble.



UNALTERABLE COLORS

Indogress BIG SLAB offers a range of unalterable colors that will maintain their vibrancy and beauty, ensuring long-lasting elegance for your spaces.



120 x 240 cm



90 x 180 cm



MAXIMIZE YOUR SPACE

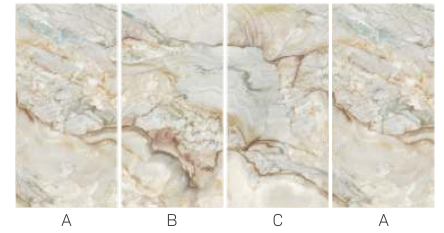
Thickness

± 9 mm




GOLDEN PARADISEA

SURFACE: Glazed Polished SIZE: 120x240 ENDMATCH HORIZONTAL V2 SLIGHTLY NOTICEABLE FROM TILE TO TILE



MARINACE BLACK

SURFACE: Glazed Polished SIZE: 120x240 RANDOM FACE DESIGN V2 SLIGHTLY NOTICEABLE FROM TILE TO TILE





ANDERSON DARK

SURFACE
Glazed Polished

SIZE
90x180



RANDOM FACE
DESIGN

V2
SLIGHTLY NOTICEABLE
FROM TILE TO TILE



MARVEL GREY


SURFACE
Glazed Polished

SIZE
90x180



RANDOM FACE
DESIGN

V2
SLIGHTLY NOTICEABLE
FROM TILE TO TILE



PIERRE WHITE

SURFACE
Glazed Polished

SIZE
90x180



RANDOM FACE
DESIGN

V2
SLIGHTLY NOTICEABLE
FROM TILE TO TILE






MERANO GREY

SURFACE SIZE
Matt 90x180



RANDOM FACE
DESIGN

V2
SLIGHTLY NOTICEABLE
FROM TILE TO TILE



AMALFI GREY

SURFACE SIZE
Matt 90x180



RANDOM FACE
DESIGN

V2
SLIGHTLY NOTICEABLE
FROM TILE TO TILE





**EXTRA SIZE
EXTRA BEAUTY**

Elevate your space with EXTRAordinary tile

HUBUNGI :  **QHOMEMART**

08112863773
CHAT ONLY

NEW FEATURES!



Discover the latest innovation from Indogress : **Slip Guard** Technology. Developed to prioritize your safety and comfort, this surface is designed to reduce the risk of slips and falls, so you can move calmly and worry-free.



R11 Slip Rating means it provides good slip resistance and can be used in all areas including wet rooms and can also be used outside



Exceptional non-slip effect even in wet conditions, resistance to accidents on slippery floors.



Effortless Maintenance, stain-resistant surface, and easy to clean



Offering high durability to withstand the demands of everyday use, ensuring longevity and reliability





ROCCIA PLATINO ³¹¹

SURFACE MATT  SIZE 60x60  **V3** MODERATELY NOTICEABLE FROM TILE TO TILE




MAGNUS BEIGE ³¹¹

SURFACE MATT  SIZE 60x60, 80x80  **V3** MODERATELY NOTICEABLE FROM TILE TO TILE



GRIS BASALTO ³¹¹

SURFACE MATT  SIZE 60x60, 80x80  **V3** MODERATELY NOTICEABLE FROM TILE TO TILE



NORDE DARK ³¹¹

SURFACE MATT  SIZE 60x60, 80x80  **V3** MODERATELY NOTICEABLE FROM TILE TO TILE





PICASSO MARBLE

SURFACE
Glazed
Polished

SIZE
60x60
80x80

 **V3**
RANDOM FACE
DESIGN
MODERATELY NOTICEABLE
FROM TILE TO TILE



NICOSIA GREY

SURFACE
Glazed
Polished

SIZE
60x60
80x80

 **V3**
RANDOM FACE
DESIGN
MODERATELY NOTICEABLE
FROM TILE TO TILE




CLAROS GREY

SURFACE
Glazed Polished

SIZE
60x60


 **V2**
RANDOM FACE
DESIGN
SLIGHTLY NOTICEABLE
FROM TILE TO TILE



GRIS SEVILLA

SURFACE
Glazed Polished

SIZE
60x60

 **V2**
RANDOM FACE
DESIGN
SLIGHTLY NOTICEABLE
FROM TILE TO TILE





RIZZO BROWN

SURFACE Glazed Polished SIZE 60x60



V2
SLIGHTLY NOTICEABLE
FROM TILE TO TILE



RIZZO DARK

SURFACE Glazed Polished SIZE 60x60



V2
SLIGHTLY NOTICEABLE
FROM TILE TO TILE




GRIGIO SORENO

SURFACE Glazed Polished SIZE 60x60



V2
SLIGHTLY NOTICEABLE
FROM TILE TO TILE






CANOVA BEIGE

SURFACE SIZE
Glazed Polished 100x100



RANDOM FACE
DESIGN

V2
SLIGHTLY NOTICEABLE
FROM TILE TO TILE



ASTORIA MARBLE

SURFACE SIZE
Glazed Polished 100x100



RANDOM FACE
DESIGN

V2
SLIGHTLY NOTICEABLE
FROM TILE TO TILE




EMPERO DARK

SURFACE SIZE
Glazed Polished 100x100



RANDOM FACE
DESIGN

V2
SLIGHTLY NOTICEABLE
FROM TILE TO TILE





AZIZA BLACK

SURFACE: Glazed Polished SIZE: 120x120  
RANDOM FACE DESIGN SLIGHTLY NOTICEABLE FROM TILE TO TILE



ASTRELLA MARBLE

SURFACE: Glazed Polished SIZE: 120x120  
RANDOM FACE DESIGN SLIGHTLY NOTICEABLE FROM TILE TO TILE



GRIGIO VILLOZA

SURFACE: Glazed Polished SIZE: 120x120  
RANDOM FACE DESIGN SLIGHTLY NOTICEABLE FROM TILE TO TILE





GRIS NAMBIA

SURFACE SIZE
Glazed Polished 120x120



RANDOM FACE DESIGN
SLIGHTLY NOTICEABLE FROM TILE TO TILE




ONICE GREY

SURFACE SIZE
Glazed Polished 120x120



RANDOM FACE DESIGN
SLIGHTLY NOTICEABLE FROM TILE TO TILE




TECHNICAL SPESIFICATIONS



Water Absorption

BIGSlab < **0.1 %**
Regular ≤ **0.05 %**



BIGSlab Regular

Length ± **0.02 %** ± **0.1 %**
Width ± **0.03 %** ± **0.1 %**
Thickness ± **4 %** ± **2.5 %**



Breaking Strength

BIGSlab > **2000 N**
Regular ≥ **2100 N**



Resistance to Low
Concentration of Acids and Alkalis
Pass (Class GLA)



Modulus of Rupture
> **450 Kg/cm²**



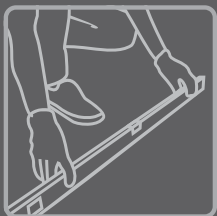
Surface Abrasion **Class III**



Resistance to Thermal Shock
No Visible Defect

Technical Specifications are
subject to change without
prior notice

INSTALLATION GUIDE



01 Make sure the
wall/floor and the
back of the tile is
clean and flat



02 The recommended
adhesive is C2TE S1
and it must be
spread over one
direction only



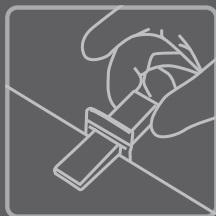
03 Apply the adhesive
on the back of tile
and the floor/wall
with an adequate
tile trowel



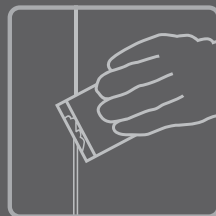
04 Tap rubber to
compact the
adhesive layer




05 Use an appropriate
suction vacuum to
adjust the gap
between the tiles



06 Put a leveler at
each linear meter
with joint space
between 2-3 mm



07 Apply the grout
onto the floor/wall



08 Clean the grouted
waste and cover the
tiles area with
plastic as protection
during construction

COLOR SHADE VARIATION GUIDE :



V1

UNIFORM
FROM
TILE TO TILE

Tiles have a harmonious shade and texture
with low minimal variation



V2

SLIGHTLY
NOTICEABLE
FROM TILE TO TILE

Tiles have a slight variation in shade and texture



V3

MODERATELY
NOTICEABLE
FROM TILE TO TILE

Tiles have a moderate variation in shade
and texture



V4

DISTINCTLY
NOTICEABLE
FROM TILE TO TILE

Tiles have a random or substantial variation
in shade and texture, and each piece of tile may
be in shade to one another

Before installation, it is recommended to check
the desired effect with a dry lay first. It is also
ideal to view the dry lay effect under lighting
condition which is as close as possible to
the final lighting condition.

WHICH FLOOR TILES ARE **ANTI SLIP?**

Floor tiles are given an 'R' rating to show their slip resistance. The 'R' stands for Ramp Test. The 'R' rating has a scale from R9 - R13, with R9 having the least slip resistance and R13 the highest slip resistance. Below is a guide to where each 'R' rating is suitable for use.

R9

These tiles are suitable for most domestic internal use. If used
in a bathroom a towel or mat should be used to dry feet on.

R10

As well as domestic bathrooms, again use a towel or mat, these are
suitable for areas such as living areas, kitchens and hallways.

R11

Suitable for domestic use as well offices entrances, lavatories
and commercial areas such as small factories.

R12

Similar to R11 but can be used in larger commercial areas that may have
contaminates and also external patios areas if the tile is porcelain.

R13

These have the highest degree of slip resistance. Can be used
around swimming pools or areas that may be constantly wet.
Can be used on slope and in commercial areas that may be
contaminated with oils etc.

Using the 'R' rating alongside the tiles 'PEI' rating can ensure you choose the correct tile
for the area you are looking to tile. For further help choosing the right tile call our friendly
customer service team on 021 4288 1725.



HUBUNGI



QHOMEMART

JL.RAYA JANTI NO.96

YOGYAKARTA

(0274) 493 22 88

08112863773

(CHAT ONLY)

f qhomemart t qhomemart

@ qhomemart v qhomemart

WWW.QHOMEMART.COM



All information is correct at time of printing. Colors represented are indicative only. Please contact our representatives for actual sample prior to ordering.