



**NIRO GRANITE®**  
THE SWISS - QUALITY TILE

**REGULAR**  
SIZE

**2024** COLLECTIONS





# ABOUT NIRO GRANITE

First established in 1979 in Switzerland, Niro Ceramic Group is a pioneer in the tiles industry producing homogeneous tiles. The Swiss heritage of delivering only high-quality products and services is kept alive and well in our company's DNA, even as we have expanded to over 100 markets worldwide.

*"Bringing joy to people through their living spaces."*







### COMPANY WITH SWISS ORIGIN

With origins from Cresciano, Switzerland more than 40 years ago, the Niro Ceramic Group has maintained its Swiss heritage and ensure that our product quality and design are as what we're well-known to be – highest standards of quality with good designs.

### HERITAGE, TRUST & VALUES

The Niro Ceramic Group has more than 40 years experience in the tile industry, and to date has representation across the globe.

### GLOBAL INDUSTRY STANDARDS

Niro Ceramic Group adopts quality assurance standards that is stringent. Quality control tests are conducted by our in-house lab and international labs to ensure the standards are fully met.



# TABLE OF CONTENTS


## NEW PRODUCT 2024

14



Cimento

30



Diamante

54




Traven-Art

56



Unique Travertine

70



Ash Wood

### CEMENT

### MARBLE

### STONE

#### EXCLUSIVE COLLECTION

- 44 Bergamo
- 45 Dante
- 46 l'Pietra
- 47 Legacy
- 48 Murale
- 49 Nikto
- 50 Nordik Stone
- 51 Pedregal
- 52 Polar Black
- 53 Tectura
- 54 Traven-Art (New 2024)
- 56 Unique Travertine (New 2024)
- 58 Vein Stone
- 59 Wave

#### LITE COLLECTION

- 96 Granum
- 97 Hardrock
- 98 Lino
- 99 Modesta (New 2024)
- 100 Naturoc
- 101 Pebbles
- 102 Soaprock
- 103 Teghel

#### EXCLUSIVE COLLECTION

- 20 Bianco Luna
- 21 Conti-Flow
- 24 Continueza
- 30 Diamante (New 2024)
- 32 Havana
- 33 Marmogio
- 34 Melliza
- 38 Travertine Marble
- 39 Travertino
- 40 Wenge

#### LITE COLLECTION

- 88 Allure
- 89 Lux 1.0
- 90 Lux 3.0
- 91 Maestra
- 92 Magnifico
- 93 Marmore

#### EXCLUSIVE COLLECTION

- 12 Cementous
- 13 Cementum
- 14 Cimento (New 2024)
- 16 Clay Art
- 17 Urbane




## NEW PRODUCT 2024

73



Relic Wood

76




Vintage Wood

80



Decora

81



Mozaico

99



Modesta

### TERRAZZO



#### EXCLUSIVE COLLECTION

- 62 Gemstone
- 63 Granulo
- 64 Terra-Arte
- 65 Terra-Arte 2.0
- 66 Terrazzo

### WOOD



#### EXCLUSIVE COLLECTION

- 70 Ash Wood (New 2024)
- 71 Finewood
- 72 Legnix
- 73 Relic Wood (New 2024)
- 74 Softwood
- 75 Timbre-Land
- 76 Vintage Wood (New 2024)

#### LITE COLLECTION

- 106 Decowood
- 107 Rockwood

### THEMATIC



#### EXCLUSIVE COLLECTION

- 80 Decora (New 2024)
- 81 Mozaico (New 2024)
- 82 Muse
- 83 Nuswapada

#### LITE COLLECTION

- 110 Estilo
- 111 Pastello
- 112 Splash



# SLIP STOP TILE



Introducing **THE FIRST TECHNOLOGY** in Indonesia  
for **ANTI-SLIP SURFACE**.

As a pioneer in porcelain tiles industry, Niro Granite successfully released Slip Stop Surface tiles in 2021; a revolutionary product that offers the best of safety and style both indoors and outdoors. Slip Stop surfaces have a special infusion that allows matt look porcelain tiles to produce friction that provides an excellent anti-slip effect in wet conditions.



Excellent anti-slip effect when wet,  
resistance to accidents on slippery  
floors.




Easy to clean and maintain, stain  
resistance.



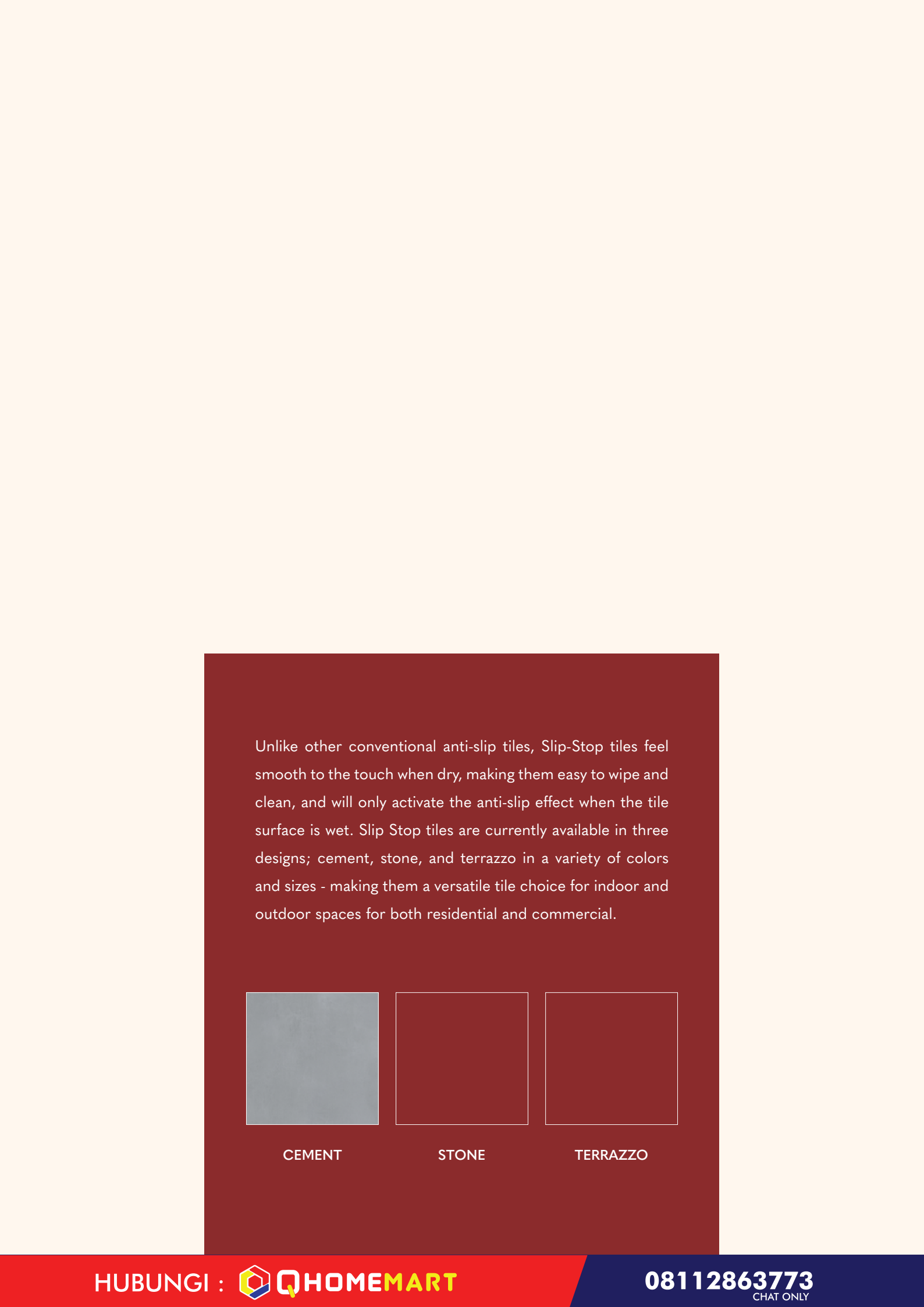
Anti-Slip with high durability surface.




Same series can be used indoors and  
outdoors creating seamless design.









Unlike other conventional anti-slip tiles, Slip-Stop tiles feel smooth to the touch when dry, making them easy to wipe and clean, and will only activate the anti-slip effect when the tile surface is wet. Slip Stop tiles are currently available in three designs; cement, stone, and terrazzo in a variety of colors and sizes - making them a versatile tile choice for indoor and outdoor spaces for both residential and commercial.



CEMENT



STONE



TERRAZZO









# EXCLUSIVE COLLECTIONS



# CEMENT COLLECTION





---

**CONTENTS:**

**12 CEMENTOUS**

**13 CEMENTUM**

**14 CIMENTO** *(New 2024)*

**16 CLAY ART**

**17 URBANE**

---

**DISCLAIMER :**

Colour reproductions in this printed piece may vary from actual tile. Please view actual tile samples before making decision.





Scan For More Info


## CEMENTOUS

Cementous collection features a seemingly unfinished, concrete effect that strips away all airs of pretension and excessiveness, thereby unlocking the beauty in its essence. Though edgy, the glossy-like surface and neutral color scheme soften its intensity, allowing it to look refined without being overly formal. With a utilitarian quality, Cementous tiles make a great protagonist of any contemporary space—perfect for completing that cosmopolitan appearance with character.

SIZE	WORKING SIZE	SURFACE	THICKNESS	NUMBER OF FACES	P RATING	SHADE VARIATION
60x60cm 60x120cm	597x597mm 597x1197mm	Matt Structured	9.8mm (60x60cm) 11.3mm (60x120cm)	Non Fixed Faces	P2 (Matt) P4 (Structured)	V3   Moderately noticeable from tile to tile



GCU01 Amber White



GCU02 Antique Ivory



GCU03 Ash Grey



GCU04 Dark Roast






Scan For More Info


## CEMENTUM

Drawing upon the essence of its natural beauty, our range of CEMENTUM minimalist designs will define stunning facets of modern homes and interior decorations. The principle of providing more for less is an aesthetic way of re-arranging the numerous components of a building to create an impression of extreme simplicity, which achieves multiple visual and functional purposes.

SIZE	WORKING SIZE	SURFACE	THICKNESS	NUMBER OF FACES	P RATING	SHADE VARIATION
30x60cm 60x60cm	297x597mm 597x597mm	Matt	9.8mm	9 Faces (30x60cm) 6 Faces (60x60cm)	P1	V3   Moderately noticeable from tile to tile



GCM01 White



GCM02 Beige



GCM04 Grey





Scan For More Info

CIMENTO - GCIM01 Bianco

HUBUNGI :  QHOMEMART

08112863773  
CHAT ONLY




CIMENTO

Inspired by the harmony of nature, Niro Granite presents an exceptional collection of tiles with the Cimento collection. The warm nuances of these cement design tiles are enhanced by the quality of the raw materials used to manufacture them. This medium-large collection excels with a touch of luxury that makes every space come alive.

SIZE	WORKING SIZE	SURFACE	THICKNESS	NUMBER OF FACES	P RATING	SHADE VARIATION
80x160cm	800x1600mm	Slightly Structured	9mm	3 Faces	P3	V2   Slightly noticeable from tile to tile



GCIM01 Bianco



GCIM03 Avorio



GCIM08 Grigio



GCIM09 Nero





Scan For More Info

## CLAY ART

Riding the wave of the natural material trend, Clay Art which simulates the humble, fine-grained texture of its namesake is the ideal choice for you who intend to restore a sense of balance & simplicity to your life. Available in 6 colors comprising shades of grey & earthy tones, Clay Art is the ideal choice for you who intend to restore a sense of balance & simplicity to your life.

SIZE	WORKING SIZE	SURFACE	THICKNESS	NUMBER OF FACES	P RATING	SHADE VARIATION
60x60cm 60x120cm	597x597mm 597x1197mm	Matt	9.8mm (60x60cm) 11.3mm (60x120cm)	Non Fixed Faces	P2	V2   Slightly noticeable from tile to tile



**GCA01** Lilac



**GCA02** Wheat



**GCA03** Khaki



**GCA04** Moss



**GCA05** Slate



**GCA06** Graphite






Scan For More Info

## URBANE

Raw and so "In-trend", that is the reason why we love Urbane Collection. Cement-look tile brings you the industrial style of concrete with the benefit of widespread usage and no need to worry about cracks in the future. This collection is versatile that is natural & trendy at the same time. The result is astonishingly beautiful and refreshing.


SIZE	WORKING SIZE	SURFACE	THICKNESS	NUMBER OF FACES	P RATING	SHADE VARIATION
60x60cm	597x597mm	Slip Stop	9.8mm	9 Faces	P4 (Slip Stop in wet conditions)	V3   Moderately noticeable from tile to tile



**GUR01** Paris



**GUR05** Berlin




**GUR07** London



**GUR09** Seattle



# MARBLE COLLECTION





---

**CONTENTS:**

**20 BIANCO LUNA**

**21 CONTI-FLOW**

**24 CONTINUEZA**

**30 DIAMANTE (New 2024)**

**32 HAVANA**

**33 MARMOGIO**

**34 MELLIZA**

**38 TRAVERTINE MARBLE**

**39 TRAVERTINO**

**40 WENGE**

---

**DISCLAIMER :**

Colour reproductions in this printed piece may vary from actual tile. Please view actual tile samples before making decision.





Scan For More Info

## BIANCO LUNA

Add an upscale ambiance to your living space with Niro Granite's Bianco Luna. The marble-look tile collection features a subtle white scene with swirling grey veining, providing the natural elegance of marble stone that is hard to resist. With its gleaming beauty, Bianco Luna is ideal both for floor and wall applications.

SIZE	WORKING SIZE	SURFACE	THICKNESS	NUMBER OF FACES	P RATING	SHADE VARIATION
60x60cm 60x120cm	597x597mm 597x1197mm	Matt	9.8mm (60x60cm) 11.3mm (60x120cm)	6 Faces (60x60cm) 4 Faces (60x120cm)	P2	V2   Slightly noticeable from tile to tile



**GBL01** Silky White






Scan For More Info


## CONTI-FLOW

Conti-Flow perfectly encapsulates Niro Granite's innovative and creative proposition. Both ingenious in concept and effortless in application, the collection showcases a pragmatic solution to practical installation issues while shining a different light on the versatility of medium-format tiles and their artistic possibilities.

SIZE	WORKING SIZE	SURFACE	THICKNESS	NUMBER OF FACES	P RATING	SHADE VARIATION
80x80cm	800x800mm	Glazed Polished	11mm	4 Faces	N/A	V2   Slightly noticeable from tile to tile (GCN01) V3   Moderately noticeable from tile to tile (GCN02, GCN03, GCN06, GCN07)



**GCN01** Bianca




**GCN02** Crema



**GCN03** Cenere



**GCN06** Grigio



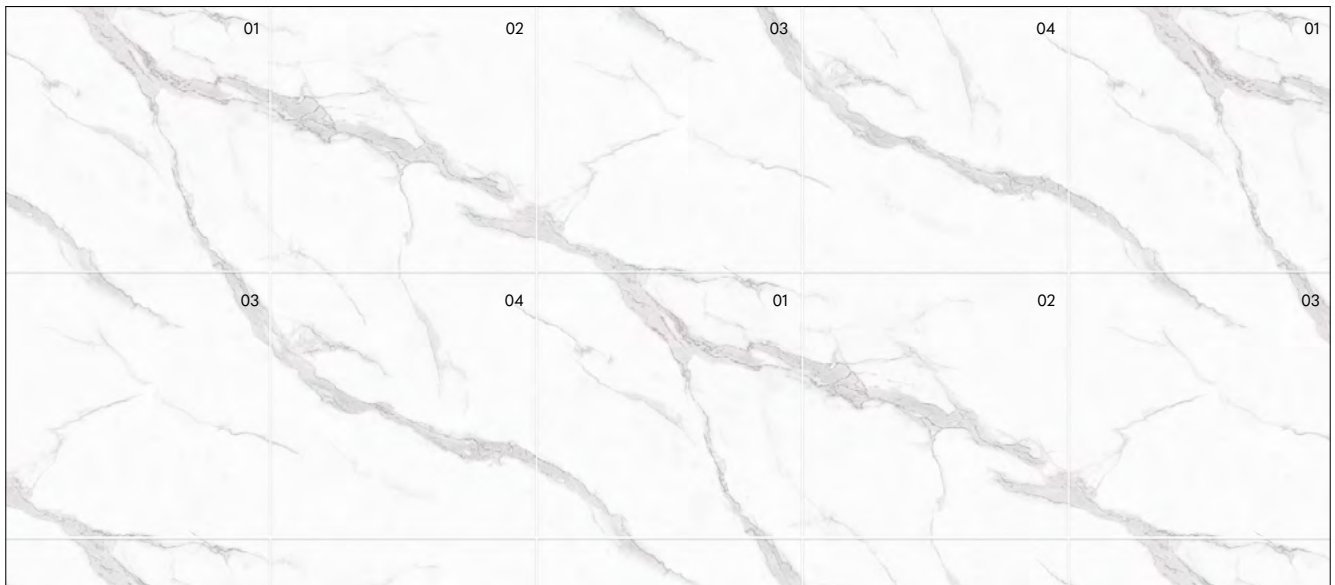
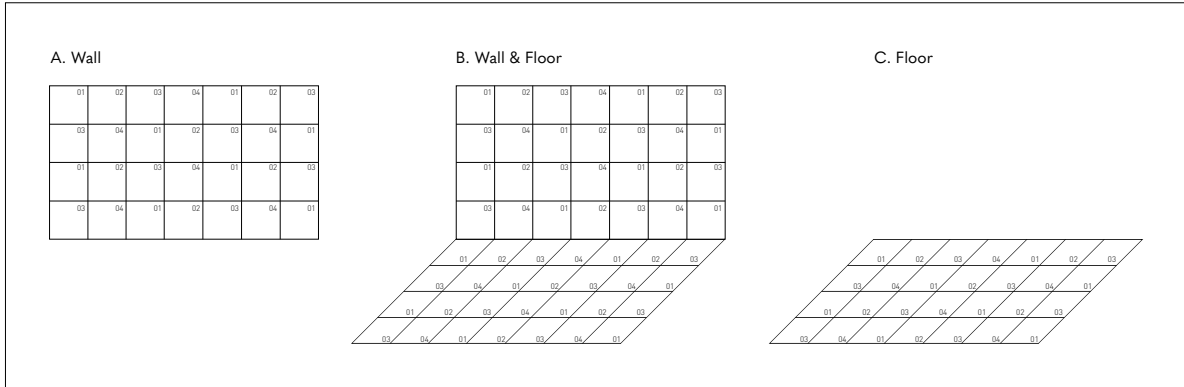
**GCN07** Nero



# TILE LAYING

Come in a curated selection of marble and stone patterns that are dominating the current interior trend, every design comprises four types of tile flowing veins that can be seamlessly pieced together. The ambition is to create a continuous, fluid flow that is narrative resembling that of large-format stone slabs. Homeowners can thus easily create a new kind of interior landscape with Conti-Flow, experiencing the visceral excitement of full-format stone in all its glory.

## APPLICATION




▲ GCN01 Bianca


▼ GCN02 Crema








▲ GCN03 Cenere



▲ GCN06 Grigio

▼ GCN07 Nero







Scan For More Info


## CONTINUEZA

Continueza collection is an endless tile, which is a tile with a continuous vein-matching pattern that will fall into place regardless of the installation direction. Available in a choice of classy marble patterns with a size of 60x120 that can be applied either on the floor or wall, indoors or outdoors setting.


SIZE	WORKING SIZE	SURFACE	THICKNESS	NUMBER OF FACES	P RATING	SHADE VARIATION
60x120cm	600x1200mm	Glazed Polished	8.5mm	1 Face (GCI08) 3 Faces (GCI02) 4 Faces (GCI01, GCI07)	N/A	V2   Slightly noticeable from tile to tile (GCI01, GCI02) V3   Moderately noticeable from tile to tile (GCI07, GCI08)




GCI01 Bianco Venatio



GCI02 Breeze Grey



GCI07 Emperador Dove



GCI08 Maximus Grey




# TILE LAYING POSSIBILITY

**GCI01 Bianco Venatio - Possibility A****GCI01 Bianco Venatio - Possibility B****GCI01 Bianco Venatio - Possibility C****GCI01 Bianco Venatio - Possibility D**

DISCLAIMER : For reference only.



# TILE LAYING POSSIBILITY

**GCI02 Breeze Grey - Possibility A****GCI02 Breeze Grey - Possibility B****GCI02 Breeze Grey - Possibility C****GCI02 Breeze Grey - Possibility D**

DISCLAIMER : For reference only.



# TILE LAYING POSSIBILITY

**GCI07** Emperador Dove - Possibility A



**GCI07** Emperador Dove - Possibility B



**GCI07** Emperador Dove - Possibility C



**GCI07** Emperador Dove - Possibility D




DISCLAIMER : For reference only.




## TILE LAYING POSSIBILITY

**GCI08** Maximus Grey - Possibility A



**GCI08** Maximus Grey - Possibility B



DISCLAIMER : For reference only.





CONTINUEZA - GC108 Maximus Grey





Scan For More Info

DIAMANTE - GDIA01-L Modern Statuario, GDIA01-R Modern Statuario

HUBUNGI :  **HOMEMART****08112863773**  
CHAT ONLY




DIAMANTE

The Diamante collection is a new medium-large size 80x160cm tile designed to create grand urban spaces with its incredible designs and exceptional styles. They enhance the interior style with their fascinating and contemporary designs and give a space a clean and flawless look.

SIZE	WORKING SIZE	SURFACE	THICKNESS	NUMBER OF FACES	P RATING	SHADE VARIATION
80x160cm	800x1600mm	Hi-Gloss Polished Matt (Only For GDIA03, GDIA04)	9mm	1 Face (GDIA01-L, GDIA01-R) 3 Faces (GDIA03, GDIA04, GDIA05, GDIA14) 4 Faces (GDIA09) 6 Faces (GDIA02)	P2 P3 (GDIA03, GDIA04)	V2   Slightly noticeable from tile to tile V3   Moderately noticeable from tile to tile (GDIA04, GDIA14)




GDIA01-L Modern Statuario



GDIA01-R Modern Statuario



GDIA02 Statuario Cara




GDIA03 Calacatta Gold



GDIA04 Denavar Beige



GDIA05 Morengo Crema



GDIA09 Armani Steel Grey



GDIA14 Peacock Green






Scan For More Info


## HAVANA

The intense charm of the Havana Collection is a perfect addition of the natural marble look to the architectural space. Technically made of a double layer with polished finishes, the refined appearance of Havana brings distinctive style to different areas. Available in size of 80x80cm, Havana comes with impeccable fine details of design and three intriguing colors beige, light grey, and brown.


SIZE	WORKING SIZE	SURFACE	THICKNESS	NUMBER OF FACES	P RATING	SHADE VARIATION
80x80cm	800x800mm	Polished Nano	11mm	Non Fixed Faces	N/A	V3   Moderately noticeable from tile to tile



GHV03 Crema



GHV07 Cinza



GHV08 Moreno





Scan For More Info


## MARMOGIO

The Marmogio collection is a marble-effect porcelain floor and wall tile inspired by prestigious marble. Each design of the Marmogio collection has different patterns and colors as a tribute to nature that recalls the intense motifs of natural marble, to elegantly define a new feeling in the architecture of interior spaces.

SIZE	WORKING SIZE	SURFACE	THICKNESS	NUMBER OF FACES	P RATING	SHADE VARIATION
60x60cm 60x120cm (except GIO01, GIO07, GIO10)	597x597mm 597x1197mm	Matt	9.8mm (60x60cm) 11.3mm (60x120cm)	8 Faces (GIO07, GIO10) 10 Faces (GIO02, GIO03 - 60x120cm) 16 Faces (GIO01) 20 Faces (GIO02, GIO03 - 60x60cm)	P2	V2   Slightly noticeable from tile to tile (GIO01) V3   Moderately noticeable from tile to tile (GIO02, GIO03, GIO07, GIO10)




**GIO01** Perla Bianca




**GIO02** Oro Bianco



**GIO03** Linea Nera



**GIO07** Petra Grigia



**GIO10** Mezzanotte






Scan For More Info


## MELLIZA

Melliza collection by Niro Granite offers the perfect response to every type of design requirement, creating luxurious and exclusive spaces. This collection has the possibility of being presented with a Bookmatched effect (mirror effect) the same way the natural marble can be directly extracted from the quarries.

SIZE	WORKING SIZE	SURFACE	THICKNESS	NUMBER OF FACES	P RATING	SHADE VARIATION
60x120cm	600x1200mm	Glazed Polished	8.5mm	1 Face (GLZ03) 2 Faces (GLZ01, GLZ04)	N/A	V2   Slightly noticeable from tile to tile (GLZ01) V3   Moderately noticeable from tile to tile (GLZ03, GLZ04)



GLZ01 Florentine



GLZ03 Crema Marfil



GLZ04 Piedra Marron




# TILE LAYING POSSIBILITY

**GLZ01 Florentine - Possibility A****GLZ01 Florentine - Possibility B****GLZ01 Florentine - Possibility C****GLZ01 Florentine - Possibility D**

DISCLAIMER : For reference only.



# TILE LAYING POSSIBILITY

**GLZ03** Crema Marfil - Possibility A**GLZ03** Crema Marfil - Possibility B**GLZ03** Crema Marfil - Possibility C**GLZ03** Crema Marfil - Possibility D

DISCLAIMER : For reference only.



# TILE LAYING POSSIBILITY

**GLZ04** Piedra Marron - Possibility A



**GLZ04** Piedra Marron - Possibility B



**GLZ04** Piedra Marron - Possibility C



**GLZ04** Piedra Marron - Possibility D



**DISCLAIMER :** For reference only.





Scan For More Info


## TRAVERTINE MARBLE

Travertine is characterized by the pitted holes and troughs on its surface. Niro Granite offers polished finish tile of Travertine Marble in various sizes, making it a wonderful feature of modern architecture as facade material, wall cladding, and interior flooring.


SIZE	WORKING SIZE	SURFACE	THICKNESS	NUMBER OF FACES	P RATING	SHADE VARIATION
80x80cm (New Size)	800x800mm	Polished (GTX01, GTX07)	10mm (80x80cm - GTX01 & GTX07, 75x150cm - GTX01)	Non Fixed Faces	N/A	V3   Moderately noticeable from tile to tile
60x120cm	600x1200mm	Polished Honed (New Surface, For GTM30, GTM31)	10.5mm (80x80cm - GTM30, GTM31)			
75x150cm (New Size, except GTX07)	750x1500mm		11.5mm (60x120cm - GTX01, GTX07)			
			13mm (60x120cm, 75x150cm - GTM30, GTM31)			




GTM30 Latte



GTM31 Cream



GTX01 Linen



GTX07 Bruno






Scan For More Info


## TRAVERTINO

The amazing natural stone pattern complements your trendy interior design styles. Coming in three endearing and extravagant pieces of white, beige and brown color in 60×60 and 60×120 cm sizes. With its mild swirls and matt surface, this Travertino collection will add modernity and upscale class to your design.

SIZE	WORKING SIZE	SURFACE	THICKNESS	NUMBER OF FACES	P RATING	SHADE VARIATION
60x60cm 60x120cm	597x597mm 597x1197mm	Matt	9.8mm (60x60cm) 11.3mm (60x120cm)	10 Faces (GTV01 & GTV02 size 60x60cm) 8 Faces (GTV01 & GTV02 size 60x120cm) Non Fixed Faces (GTV03)	P2	V3   Moderately noticeable from tile to tile (GTV01 & GTV02) V4   Distinctly noticeable from tile to tile (GTV03)



GTV01 Ivory



GTV02 Crème



GTV03 Noche





Scan For More Info


## WENGE

Wenge is created out of technology that provides both aesthetic value as well as practical in befitting the very demands of today's lifestyle for convenience and easy maintenance. In polished surface and the sizes of 80x80cm and 60x120cm, it serves to embellish environs with an elegance that is understated and enduring.

SIZE	WORKING SIZE	SURFACE	THICKNESS	NUMBER OF FACES	P RATING	SHADE VARIATION
80x80cm 60x120cm	800x800mm 600x1200mm	Polished	10mm (80x80cm) 11.5mm (60x120cm)	Non Fixed Faces	N/A	V3   Moderately noticeable from tile to tile



GMA61 White



GMA63 Grey






WENGE - GMA63 Grey



# STONE COLLECTION





---

**CONTENTS:**

**44 BERGAMO**

**45 DANTE**

**46 I'PIETRA**

**47 LEGACY**

**48 MURALE**

**49 NIKTO**

**50 NORDIK STONE**

**51 PEDREGAL**

**52 POLAR BLACK**

**53 TECTURA**

**54 TRAVEN ART** *(New 2024)*

**56 UNIQUE TRAVERTINE** *(New 2024)*

**58 VEIN STONE**

**59 WAVE**

---

**DISCLAIMER :**

Colour reproductions in this printed piece may vary from actual tile. Please view actual tile samples before making decision.





SLIP  
STOP  
TILE



# BERGAMO

Scan For More Info

Bearing the distinctive characteristics of Ceppo di Gre, the Balkan stone famous for its agglomerated appearance with ochre-and black-colored ovules against a beige backdrop, the Bergamo collection brings tiles suitable for both indoor and outdoor in various sizes for floor and wall applications. With the addition of the Slip-Stop surface, this collection is here to make its presence known and felt in both commercial and residential designs.


SIZE	WORKING SIZE	SURFACE	THICKNESS	NUMBER OF FACES	P RATING	SHADE VARIATION
60x60cm 60x120cm	597x597mm 597x1197mm	Slip Stop	9.8mm (60x60cm) 11.3mm (60x120cm)	8 Faces (60x120cm) 16 Faces (60x60cm)	P4 (Slip Stop in wet conditions)	V3   Moderately noticeable from tile to tile



GEG01 Perla



GEG02 Frassino



GEG03 Greggio



GEG04 Scuro



SLIP  
STOP  
TILE

SLIP STOP

STONE COLLECTION

45



Scan For More Info


## DANTE

Dante is an aesthetic collection rich in details inspired by stone to create environments with a natural style. These earthy porcelain tiles are available in five different designs and tones, from white to anthracite in modern variations of gray, for evocative combinations, and are great for indoor or outdoor use, durable, easy to maintain, and ideal for every traffic area.


SIZE	WORKING SIZE	SURFACE	THICKNESS	NUMBER OF FACES	P RATING	SHADE VARIATION
60x60cm 60x120cm	597x597mm 597x1197mm	Slip Stop	9.8mm (60x60cm) 11.3mm (60x120cm)	8 Faces (60x120cm) 16 Faces (60x60cm)	P4 (Slip Stop in wet conditions)	V3   Moderately noticeable from tile to tile




GDT01 Clara




GDT02 Selenia



GDT03 Sierra



GDT04 Pedro



GDT05 Vito






Scan For More Info


## I'PIETRA

Indulging in the atmosphere of nature, Niro Granite unleashes I'Pietra, the stone-designed collection that is crafted through the brilliance of digital printing technology. The I'Pietra series is truly a unique one as each design emulates the distinct patterns and colors of the original stone to create a one-color-per-design collection.

SIZE	WORKING SIZE	SURFACE	THICKNESS	NUMBER OF FACES	P RATING	SHADE VARIATION
30x60cm	297x597mm	Lappato (GIP01, GIP03, GIP04, GIP07)	9.8mm (30x60cm, 60x60cm)	8 Faces (60x120cm)	N/A (Lappato)	V3   Moderately noticeable from tile to tile
60x60cm	597x597mm	Matt (GIP01, GIP03, GIP07)	11.3mm (60x120cm)	16 Faces (60x60cm)	P3 (Matt, Structured)	
60x120cm	597x1197mm	Structured (GIP03, GIP04)		24 Faces (30x60cm)		




GIP01 Borgogna White



GIP03 Beola Grey



GIP04 Alpine Grey



GIP07 Riviera Black






Scan For More Info

## LEGACY

Legacy is designed after the pattern inspired by Cipollino Marble, an Italian stone from Tuscany – a metamorphic rock that comes with thick, wavy veins and crystalline. The design articulates depth and durability where both offer an exceptional aesthetic characteristic of Italian Stone. This tile collection consists of 3 colors, 2 sizes and it comes with Matt and Slip-Stop surface that is practical when applied in areas that are prone to water accumulation.


SIZE	WORKING SIZE	SURFACE	THICKNESS	NUMBER OF FACES	P RATING	SHADE VARIATION
60x60cm	597x597mm	Slip Stop (60x60cm)	9.8mm (60x60cm)	16 Faces (60x60cm)	P2 (Matt)	V3   Moderately noticeable from tile to tile
60x120cm	597x1197mm	Matt (60x120cm)	11.3mm (60x120cm)	10 Faces (60x120cm)	P4 (Slip Stop in wet conditions)	



GLC01 Silver Ash



GLC02 Steel Grey



GLC03 Black Copper






Scan For More Info


## MURALE

Sporting the appearance of quartzite stones, Murale brings a modern aesthetic with timeless appeal. The pattern is similar to that of marble's swirls, but with a streakier texture that is sure to garner visual interest no matter where it is applied. With its mesmerizing veins of grey winding through to pristine white and moody dark, Murale is some kind of magic.


SIZE	WORKING SIZE	SURFACE	THICKNESS	NUMBER OF FACES	P RATING	SHADE VARIATION
60x60cm 60x120cm	597x597mm 597x1197mm	Anti Slip Structured Matt	9.8mm (60x60cm) 11.3mm (60x120cm)	9 Faces	P2 (Matt) P4 (Anti Slip Structured)	V3   Moderately noticeable from tile to tile



GML01 Cameo White



GML02 Opal Gray



GML04 Quarry Gray



GML04 Caviar Black






Scan For More Info


## NIKTO

The design of Nikto is inspired by the natural Fossena Stone, a limestone found in North Africa. The main feature, beauty, and design of Fossena stone is the blend of the different natural minerals that create intense color charms and shadowy effects. Nikto, by Niro Granite, offers a variety of four colors of warm and cool grey and brownish tones to suit any room and space setting.


SIZE	WORKING SIZE	SURFACE	THICKNESS	NUMBER OF FACES	P RATING	SHADE VARIATION
60x60cm	597x597mm	Matt	9.8mm	15 Faces	P2	V3   Moderately noticeable from tile to tile




**GNT01** Calcite



**GNT02** Celestine



**GNT03** Borax



**GNT04** Barite






Scan For More Info


## NORDIK STONE

The Nordik Stone series shows the affection and appreciation of the famous 'North Stones' from the North of Europe. The Nordik Stone is available in natural stone colors of Blizzard, Bora, Fohn, Kosawa, and Mistral, which reflect the beauty of the natural stone that is slightly hammered.


SIZE	WORKING SIZE	SURFACE	THICKNESS	NUMBER OF FACES	P RATING	SHADE VARIATION
60x60cm	597x597mm	Structured	9.8mm	1 Face	P2	V2   Slightly noticeable from tile to tile



**GSN01** Blizzard



**GSN02** Bora



**GSN03** Fohn



**GSN04** Kosawa



**GSN05** Mistral





Scan For More Info

## PEDREGAL

Retaining the conventional look of asymmetrical designs and imaginations, Pedregal by Niro Granite, a contemporary stoneware of tiles crafted from the inspiration of prestigious Italian stone in Ceppo di Gré, adopts ubiquitous and elegant characteristics that paradoxically draw attention with its grey hues from natural stone. Pedregal tiles convey a conglomerate appearance in a new-age creation.


SIZE	WORKING SIZE	SURFACE	THICKNESS	NUMBER OF FACES	P RATING	SHADE VARIATION
60x60cm 60x120cm	597x597mm 597x1197mm	Slip Stop (60x60cm) Matt (60x120cm)	9.8mm (60x60cm) 11.3mm (60x120cm)	Non Fixed Faces	P2 (Matt) P4 (Slip Stop in wet conditions)	V2   Slightly noticeable from tile to tile




GPD01 Breccia



GPD02 Ceppo



GPD03 Iseo



GPD04 Palladi






Scan For More Info


## POLAR BLACK

Polar Black is the soul of black granite where original roots in India, home of historic trade routes, as well as, vast culture. Polar Black with its full body porcelain, peaks of its excellent quality that carries an elegant look on the matt surface, beautifies the environment in your home and office surroundings and gives the absolute touches of harmony. It has light veins of pearly white which creates a distinctive look and preciousness to the final touch.


SIZE	WORKING SIZE	SURFACE	THICKNESS	NUMBER OF FACES	P RATING	SHADE VARIATION
30x60cm 60x60cm	297x597mm 597x597mm	Matt Structured	9.8mm	9 Faces	P2	V2   Slightly noticeable from tile to tile




GPB01 Fog




GPB02 Cobble Stone



GPB03 Moon Rock



GPB04 Frost



GPB05 Castle Rock






Scan For More Info

## (TECHNICAL BODY TILE) **TECTURA**

Create a strong impression with Tectura. Based on a simple design of stone which is available in size of 60x60cm and dark grey tone, Tectura eradicates supremacy, strength, and splendor with an Anti-Slip Structured finish.

SIZE	WORKING SIZE	SURFACE	THICKNESS	NUMBER OF FACES	P RATING	SHADE VARIATION
60x60cm	597x597mm	Structured	9.8mm	1 Face	P4	V2   Slightly noticeable from tile to tile



**GTR01** Grigio Mist





Scan For More Info

TRAVEN-ART - GTRT03 Gold



TRAVEN-ART

Like a stunning work of art, this versatile Traven-Art collection is a beautiful interpretation of porcelain tile with a natural design. The unique character of each tile is visible, giving you a completely bespoke look.

SIZE	WORKING SIZE	SURFACE	THICKNESS	NUMBER OF FACES	P RATING	SHADE VARIATION
60x120cm 75x150cm	600x1200mm 750x1500mm	Matt with Holes	13mm	4 Faces	P4	V3   Moderately noticeable from tile to tile



GTRT01 Pearl



GTRT03 Gold



GTRT06 Bronze





Scan For More Info

UNIQUE TRAVERTINE - GCTR02 Romi

HUBUNGI :  **QHOME**MART

**08112863773**  
CHAT ONLY



# UNIQUE TRAVERTINE

The Unique Travertine collection features four shades with subtle travertine veins that will add character to your space with the elegance of its natural colors. Coming with matt and polished surfaces, we also introduce a new size of 75x150cm, further enhancing the incredible realism of this product.

SIZE	WORKING SIZE	SURFACE	THICKNESS	NUMBER OF FACES	P RATING	SHADE VARIATION
60x120cm 75x150cm	600x1200mm 750x1500mm	Matt Polished	10mm (Polished) 13mm (Matt)	4 Faces	N/A (Polished) P4 (Matt)	V3   Moderately noticeable from tile to tile



GCTR01 Moon



GCTR02 Romi



GCTR03 Ivory



GCTR07 Grey Vein Cut






## VEIN STONE

Scan For More Info




Veins contained in stones have distinct shapes and are in fact, caused by crystals of minerals carried by fluids over time. This makes for intricate patterns in rich fine-lined structures that contribute to the overall beauty of our series of tiles which are suitably named Vein Stone. Let Vein Stone enhance the splendor of your living and interior architecture with a beauty so surreal, it is awe-inspired. After all, it is a Gift of Art from the very Earth we live on.


SIZE	WORKING SIZE	SURFACE	THICKNESS	NUMBER OF FACES	P RATING	SHADE VARIATION
60x60cm	597x597mm	Lappato Matt	9.8mm	9 Faces	N/A (Lappato) P2 (Matt)	V2   Slightly noticeable from tile to tile




**GSV01** Beige



**GSV02** Brown



**GSV03** Black



**GSV04** Grey






Scan For More Info


## WAVE

Inspired by the natural veins from the Quartzite stone, capturing the right depth and developing its 3D characteristics, the Wave series is designed to obtain aesthetic value in any interior architectural solution. Wave evokes the ocean at your feet in 3 versatile shades to reflect individual preferences and personalities.

SIZE	WORKING SIZE	SURFACE	THICKNESS	NUMBER OF FACES	P RATING	SHADE VARIATION
60x60cm	597x597mm	Matt	9.8mm	9 Faces	P2	V2   Slightly noticeable from tile to tile



**GWV01** White



**GWV02** Grey



**GWV05** Black



# TERRAZZO COLLECTION





---

**CONTENTS:**

**62 GEMSTONE**

**63 GRANULO**

**64 TERRA-ARTE**

**65 TERRA-ARTE 2.0**

**66 TERRAZZO**

---

**DISCLAIMER :**

Colour reproductions in this printed piece may vary from actual tile. Please view actual tile samples before making decision.




SLIP  
STOP  
TILE

Scan For More Info


## GEMSTONE

The artsy look of Gemstone Collection porcelain tiles influences the room with stylish mood. Proving themselves as a popular design over decades, terrazzo looks tile are suitable for commercial and residential spaces.


SIZE	WORKING SIZE	SURFACE	THICKNESS	NUMBER OF FACES	P RATING	SHADE VARIATION
60x60cm	597x597mm	Slip Stop	9.8mm	Non Fixed Faces	P4 (Slip Stop in wet conditions)	V3   Moderately noticeable from tile to tile




GGE01 White Opal



GGE02 Morganite



GGE03 Jasper



GGE04 Agate




GGE01DC White Opal



GGE02DC Morganite



GGE03DC Jasper



GGE04DC Agate






Scan For More Info

## GRANULO

Terrazzo's speckled design is effortlessly beautiful and aesthetic. Also, it provides a unique ambiance to the room. The beauty of the Granulo Collection is in its versatility, as it can be used to accentuate existing stylistic decisions or even become the heart of the space. Be ready to mesmerize by five amazing colors.

SIZE	WORKING SIZE	SURFACE	THICKNESS	NUMBER OF FACES	P RATING	SHADE VARIATION
60x60cm	597x597mm	Matt	9.8mm	Non Fixed Faces	P2	V2   Slightly noticeable from tile to tile




**GNL01** Branco




**GNL03** Bege



**GNL05** Marrom



**GNL08** Grisalo



**GNL09** Escuro





## TERRA-ARTE

Scan For More Info



A material of the moment, terrazzo has experienced a revival of late, particularly in the interior design scene. And tile connoisseur Niro Granite is fueling the speckled obsession even further with its latest creation Terra-Arte. Resembling a random composition of embedded rocks in concrete, the new tile collection makes for a stunning surface that can be earmarked as an art piece.

SIZE	WORKING SIZE	SURFACE	THICKNESS	NUMBER OF FACES	P RATING	SHADE VARIATION
60x60cm	597x597mm	Matt	9.8mm	5 Faces	P2	V2   Slightly noticeable from tile to tile




**GTE01** Paolo



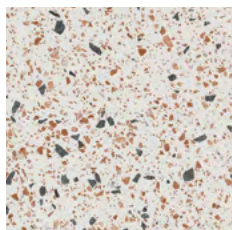
**GTE03** Carra



**GTE05** Ludo



**GTE08** Bernini



**GTE09** Cortini






Scan For More Info


## TERRA-ARTE 2.0

Resembling a random composition of embedded rocks in concrete, the tile collection showcases a stunning surface that can be earmarked as an art piece. Its versatility promises a wide variety of decorative opportunities – as a floor covering or a kitchen backsplash – Terra-Arte 2.0 will result in a high-impact finish that will serve any type of commercial and residential interiors for years on end.


SIZE	WORKING SIZE	SURFACE	THICKNESS	NUMBER OF FACES	P RATING	SHADE VARIATION
60x60cm	597x597mm	Matt	9.8mm	12 Faces	P2	V2   Slightly noticeable from tile to tile



GTE20 Puccini



GTE23 Leone



GTE28 Nicolo





Scan For More Info

## TERRAZZO

Terrazzo captures the essence of versatility, long-lasting application, and the timeless beauty of terrazzo tiles. Comes in sizes of 60x60cm and 60x120cm with three distinct tones, Terrazzo from Niro Granite serves as a beautiful addition for both residential and commercial spaces.

SIZE	WORKING SIZE	SURFACE	THICKNESS	NUMBER OF FACES	P RATING	SHADE VARIATION
60x60cm 60x120cm	597x597mm 597x1197mm	Matt (60x60cm, 60x120cm) Structured (60x60cm)	9.8mm (60x60cm) 11.3mm (60x120cm)	1 Face (60x120cm) 3 Faces (60x60cm)	P2	V2   Slightly noticeable from tile to tile



GTZ01 Terrazzo Alba



GTZ02 Terrazzo Brunneis



GTZ03 Terrazzo Griseo





TERRAZZO - GTZ02 Terrazzo Brunneis



# WOOD COLLECTION





---

**CONTENTS:**

**70 ASHWOOD** *(New 2024)*

**71 FINEWOOD**

**72 LEGNIX**

**73 RELIC WOOD** *(New 2024)*

**74 SOFTWOOD**

**75 TIMBRE-LAND**

**76 VINTAGE WOOD** *(New 2024)*

---

**DISCLAIMER :**

Colour reproductions in this printed piece may vary from actual tile. Please view actual tile samples before making decision.





Scan For More Info

## ASH WOOD

Capturing the beauty of natural wood, this Ash Wood collection features classic wood patterns in natural color variations for a simple and timeless style, comes in two sizes 20x120cm and 60x120cm, the perfect choice to bring the warm look of wood to any room.

SIZE	WORKING SIZE	SURFACE	THICKNESS	NUMBER OF FACES	P RATING	SHADE VARIATION
20x120cm 60x120cm	197x1197mm 597x1197mm	Matt	11.3mm	15 Faces (20x120cm) 5 Faces (60x120cm)	P2	V3   Moderately noticeable from tile to tile



**GGAW03** Khaki Beige   **GGAW05** Smokey Topaz   **GGAW06** Cigar Brown





Scan For More Info

## FINewood

The Finewood collection is inspired by natural oak in its purity, expressed in an elegant, sophisticated, contemporary, and versatile range of colors. The wood-effect porcelain tiles provide tactile and visual sensations that suffuse the space with a bright atmosphere.

SIZE	WORKING SIZE	SURFACE	THICKNESS	NUMBER OF FACES	P RATING	SHADE VARIATION
15x60cm 15x90cm	147x597mm 147x897mm	Debossed	9.8mm (15x60cm) 10mm (15x90cm)	Non Fixed Faces	P3	V3   Moderately noticeable from tile to tile



**GFN01** Ash White



**GFN02** Desert Sand



**GFN03** Beaver Brown



**GFN04** Ceddar Brown



**GFN05** Dark Taupe





Scan For More Info

## LEGNIX

As its name suggests, Legnix is inspired by naturally aged wood in the serene tropical forest. This design resembles a wood that has been exposed to rain and sun rays over time, making it more majestic. Legnix Collection adds warmth, and sophistication to any space. Also, this look offersthe same exceptional durability for which tile is known and captures the essence of real wood.

SIZE	WORKING SIZE	SURFACE	THICKNESS	NUMBER OF FACES	P RATING	SHADE VARIATION
60x60cm 20x120cm	597x597mm 197x1197mm	Matt	9.8mm (60x60cm) 11.3mm (20x120cm)	Non Fixed Faces	P2	V3   Moderately noticeable from tile to tile



GNX04 Noccila



GNX05 Bruna



GNX06 Fondente





Scan For More Info

## RELIC WOOD

Inspired by a timeless spirit, the Relic Wood collection combines the charm of the wood textures of the past with the natural colors of the modern era. Comes with a matt surface so it can be applied in various rooms.

SIZE	WORKING SIZE	SURFACE	THICKNESS	NUMBER OF FACES	P RATING	SHADE VARIATION
20x120cm	197x1197mm	Matt	11.3mm	18 Faces	P2	V3   Moderately noticeable from tile to tile



**GGRE03** Silky Latte



**GGRE07** Dark Roast






Scan For More Info

## SOFTWOOD

The Softwood collection reflects the prefix of ecology yet personifies the splendor of Mother Nature's woodwork through the advancements of digital technology. Presented in sizes of 15x60cm and 20x120cm with four astounding colors, the authenticity of the woodland serenity is perfectly manifested through Niro Granite's 100% ultra-fine and high-resolution printing technology.

SIZE	WORKING SIZE	SURFACE	THICKNESS	NUMBER OF FACES	P RATING	SHADE VARIATION
15x60cm 20x120cm	147x597mm 197x1197mm	Slightly Structured	9.8mm (15x60cm) 11.3mm (20x120cm)	15 Faces (20x120cm) 60 Faces (15x60cm)	P2	V3   Moderately noticeable from tile to tile



GDW01 Legna Bianco



GDW02 Legno Beigo



GDW03 Marrone Legno



GDW04 Legna Castano





Scan For More Info

## TIMBRE-LAND

Timbre-Land collection by Niro Granite mimics the natural wood design and surface bringing you the back-to-nature ambiance. Notably simple, earthy, and timeless, the Timbre-Land collection is hitting all the right notes. The new range sports three beautiful colors, all of which emphasize the sense of recollection in the forest; a refuge from urbanity.

SIZE	WORKING SIZE	SURFACE	THICKNESS	NUMBER OF FACES	P RATING	SHADE VARIATION
20x120cm	197x1197mm	Slightly Structured	11.3mm	18 Faces	P2	V2   Slightly noticeable from tile to tile



**GTD01** Mapple



**GTD02** Cherry



**GTD03** Walnut





## VINTAGE WOOD

Scan For More Info



The Vintage Wood collection was created to express the strong character of wood by showing the deep vein patterns, uneven appearance, and strong color contrast of time-worn wood, for a warm, unique, and striking space.

SIZE	WORKING SIZE	SURFACE	THICKNESS	NUMBER OF FACES	P RATING	SHADE VARIATION
20x120cm	197x1197mm	Matt	11.3mm	18 Faces	P2	V3   Moderately noticeable from tile to tile



**GGVW05** Castagna



**GGVW06** Nocciola





VINTAGE WOOD - GGVW05 Castagna



# THEMATIC COLLECTION





---

**CONTENTS:**

**80 DECORA** *(New 2024)*

**81 MOZAICO** *(New 2024)*

**82 MUSE**

**83 NUSWAPADA**

---

**DISCLAIMER :**

Colour reproductions in this printed piece may vary from actual tile. Please view actual tile samples before making decision.






## DECORA

Scan For More Info



This collection captures the spirit of design in the Bauhaus era, combining various geometric shapes into unique decorative patterns with earthy cement colors to create a warm and inviting space.

SIZE	WORKING SIZE	SURFACE	THICKNESS	NUMBER OF FACES	P RATING	SHADE VARIATION
60x60cm	597x597mm	Matt	9.8mm	4 Faces	P2	V3   Moderately noticeable from tile to tile



GGDC04 Affogato



GGDC07 Americano





Scan For More Info

## MOZAICO

The contemporary patterns of the Mozaico collection combine the look of cement with modern artisanal geometric designs in subtle earthy colors, creating a unique visual experience on both walls and floors.

SIZE	WORKING SIZE	SURFACE	THICKNESS	NUMBER OF FACES	P RATING	SHADE VARIATION
60x60cm	597x597mm	Matt	9.8mm	4 Faces	P2	V3   Moderately noticeable from tile to tile



GGZC12 Berry



GGZC14 Olive



GGZC16 Tamarind





Scan For More Info

## MUSE

Inspired by the bohemian & eclectic style, this on-trend tile combines both style and practicality. Muse's beautiful & exotic pattern comes with a mixture of sixteen different graphics in each piece of 60x60cm tile that allows you to create an eye-catching patchwork design. Suitable for either a wall or floor, the designs of Muse add depth to the room scheme as well as a focal point.

SIZE	WORKING SIZE	SURFACE	THICKNESS	NUMBER OF FACES	P RATING	SHADE VARIATION
60x60cm	597x597mm	Matt	9.8mm	4 Faces	P2	V4   Distinctly noticeable from tile to tile



**GMU01** Hazel



**GMU02** Marine



**GMU03** Dusty





Scan For More Info

Exclusively designed by :




IWAN TIRTA  
PRIVATE COLLECTION


# NUSWAPADA

Derived from the Sanskrit language which believed as the ancient language of Bahasa Indonesia, Nuswapada means a row of islands. Featuring batik motifs that originated from Java and Bali Island where the islands of Java and Bali are located next to each other. Nuswapada became the name of this second collaboration collection of Niro Granite and Iwan Tirta Private Collection. The selection of batik motifs in this collection puts forward a geometrical concept yet full of meaning and beauty as a symbol of hope in every room decorated with the Nuswapada collection.

SIZE	WORKING SIZE	SURFACE	THICKNESS	NUMBER OF FACES	P RATING	SHADE VARIATION
60x60cm	597x597mm	Matt	9.8mm	1 Face	P2	V1   Uniform from tile to tile



GNP01 Ceplik Kembang Waru 01



GNP02 Ceplik Kembang Waru 02




GNP03 Ceplik Bali 01




GNP04 Ceplik Bali 02




GNP05 Ceplik Kawung Mlinjon 01



GNP06 Ceplik Kawung Mlinjon 02




GNP07 Ceplik Kawung Mlinjon 03



GNP08 Manggaran 01



GNP09 Manggaran 02



GNP10 Manggaran 03










# LITE

## COLLECTIONS



# MARBLE COLLECTION





---

**CONTENTS:**

**88 ALLURE**

**89 LUX 1.0**

**90 LUX 3.0**

**91 MAESTRA**

**92 MAGNIFICO**

**93 MARMORE**

---

**DISCLAIMER :**

Colour reproductions in this printed piece may vary from actual tile. Please view actual tile samples before making decision.





## ALLURE

Scan For More Info



An homage to nature that recalls the intense colors of three natural stones, to elegantly explore and define new languages in the architecture of interior spaces. The Allure collection comes with a very glossy lapped finish, characterized by its extraordinarily bright and reflective surface.


SIZE	WORKING SIZE	SURFACE	THICKNESS	NUMBER OF FACES	P RATING	SHADE VARIATION
60x120cm	600x1200mm	Glazed Polished	8.5mm	3 Faces (GLU10) 5 Faces (GLU05, GLU08)	N/A	V3   Moderately noticeable from tile to tile



**GLU05** Martian Brown



**GLU08** Martian Grey



**GLU10** Rosso Black





Scan For More Info


## LUX 1.0

Simple yet stylish. Lux 1.0, is a classic beauty that brings out the timeless elegance design to any interior architecture. Inspired by the prestige of the most precious marble, this collection effectively meets the needs of contemporary design in any architectural setting, offering considerable creative freedom.

SIZE	WORKING SIZE	SURFACE	THICKNESS	NUMBER OF FACES	P RATING	SHADE VARIATION
60x60cm 60x120cm (GLX04, GLX06, GLX07)	600x600mm 600x1200mm (GLX04, GLX06, GLX07)	Glazed Polished	8.5mm (60x60cm) 9.5mm (60x120cm)	3 Faces (GLX04) 9 Faces (GLX06) 12 Faces (GLX07) 1 Face (for GLX09)	N/A	V3   Moderately noticeable from tile to tile




GLX04 Verde



GLX06 White



GLX07 Spider



GLX09 Absolute White






Scan For More Info


## LUX 3.0

Mother nature has been our immense inspiration for creating the best products. The swirls of marble, the pattern of natural wood, and the bold look of stone will indulge your room into a dreamy space. Through the leading technology, Lux 3.0 collection by Niro Granite provides you with a various range of colors and sizes. And with its unique veins, Lux 3.0 collection successfully enhances the regal ambiance.

SIZE	WORKING SIZE	SURFACE	THICKNESS	NUMBER OF FACES	P RATING	SHADE VARIATION
60x60cm (GIX01, GIX07, GLX71, GLX73, GLX75, GLX85, GLX86, GLX87)	600x600mm (GIX01, GIX07, GLX71, GLX73, GLX75, GLX85, GLX86, GLX87)	Glazed Polished	9.5mm (60x60cm)	1 Face (GIX01, GLX75, GLX87)	N/A	V1   Uniform from tile to tile (GIX01) V2   Slightly noticeable from tile to tile
80x80cm (GLX71, GLX73, GLX85, GLX86, GLX87)	800x800mm (GLX71, GLX73, GLX85, GLX86, GLX87)		10.2mm (80x80cm - GLX85, GLX86, GLX87)	5 Faces (GLX71, GLX73)		
			10.5mm (80x80cm - GLX71, GLX73)	6 Faces (GIX07) 7 Faces (GLX85, GLX86)		




GIX01 Snow White




GIX07 Ash Grey




GLX71 Nuovo



GLX73 Biondo




GLX75 Onyx



GLX85 Bosco



GLX86 Bilia



GLX87 Esatto





Scan For More Info

## MAESTRA

Characterized by a modern marble look design, 60x120cm gives an impression of spacious space. Soft shading, graphic depth, and attention to detail create an extraordinary marble-effect porcelain tile to be experienced daily. Available in nine mesmerizing colors, this collection allows you to enjoy any design ideas.

SIZE	WORKING SIZE	SURFACE	THICKNESS	NUMBER OF FACES	P RATING	SHADE VARIATION
60x120cm	600x1200mm	Glazed Polished	8.5mm	3 Faces (GMT04, GMT05) 4 Faces (GMT01, GMT06, GMT09) 5 Faces (GMT07, GMT08) 6 Faces (GMT03) 8 Faces (GMT02)	N/A	V3   Moderately noticeable from tile to tile



GMT01 Alonzo




GMT02 Bruno



GMT03 Chiro




GMT04 Diego




GMT05 Enrico



GMT06 Fabio



GMT07 Guido



GMT08 Luigi



GMT09 Marco





Scan For More Info

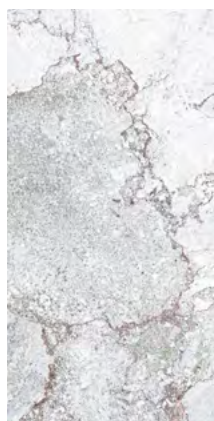
## MAGNIFICO

Let's feast on your eyes with this aesthetic marble-look collection. Offering more colors – this collection looks stunning on floors, walls even on your favorite countertop. The Magnifico collection is a series of brilliant marble-look designs with the ease and durability of porcelain tiles.

SIZE	WORKING SIZE	SURFACE	THICKNESS	NUMBER OF FACES	P RATING	SHADE VARIATION
60x120cm	600x1200mm	Glazed Polished	9mm	3 Faces (GCO02, GCO03) 5 Faces (GCO04, GCO05) 6 Faces (GCO10) 7 Faces (GCO01, GCO09)	N/A	V2   Slightly noticeable from tile to tile (GCO01, GCO02, GCO03, GCO04, GCO10) V3   Moderately noticeable from tile to tile (GCO05, GCO09)




GCO01 Statuario Brilliant




GCO02 Fantasy White




GCO03 Silver Travertine




GCO04 Breccia Supreme



GCO05 Mestrow



GCO09 Elegance Black



GCO10 Marquina Nero





Scan For More Info

## MARMORE

Make your next project looks splendid with the Marmore collection. This range of opulence marble-look tile offers a soft and daring design. Its charming look compliments any design look, creating a delicate room atmosphere.

SIZE	WORKING SIZE	SURFACE	THICKNESS	NUMBER OF FACES	P RATING	SHADE VARIATION
60x60cm	597x597mm	Matt	9mm	Non Fixed Faces	P1	V2   Slightly noticeable from tile to tile



**GMO01** Stellar White



**GMO02** Caffè Crema



**GMO03** Grisia Grey



# STONE COLLECTION





---

**CONTENTS:**

**96 GRANUM**

**97 HARDROCK**

**98 LINO**

**99 MODESTA (New 2024)**

**100 NATUROC**

**101 PEBBLES**

**102 SOAPROCK**

**103 TEGHEL**

---

**DISCLAIMER :**

Colour reproductions in this printed piece may vary from actual tile. Please view actual tile samples before making decision.





Scan For More Info


## GRANUM

The dramatic look of stone-designed porcelain tiles never goes out of time. The Granum collection is available in three masculine modern colors which will give a strong character to any room you desired with. The eccentric pattern and color are sure to bring an unforgettable ambiance.

SIZE	WORKING SIZE	SURFACE	THICKNESS	NUMBER OF FACES	P RATING	SHADE VARIATION
60x60cm	597x597mm	Matt	9mm	1 Face	P2	V1   Uniform from tile to tile



**GRN01** Latte Brown



**GRN02** Tropic Brown



**GRN03** Silver Gray






Scan For More Info


## HARDROCK

The Lite Collection is inspired by the professional experience gained throughout the years and aims to be essential for every home and architectural solution for the supply of a variety of projects – A Leader for Tile Essentials. The uniqueness of the Lite collection offers many advantages from the trendy and modern tile design to a variety of tile selection of colors, sizes, and surfaces with affordable prices.

SIZE	WORKING SIZE	SURFACE	THICKNESS	NUMBER OF FACES	P RATING	SHADE VARIATION
60x60cm	597x597mm	Matt	9mm	16 Faces	P2	V2   Slightly noticeable from tile to tile



**GHR01** Dove



**GHR02** Oasis



**GHR03** Drizzle



**GHR04** Moss



**GHR05** Sparrow



**GHR06** Hawk






Scan For More Info

## LINO

Combining the mysterious, raw energy of European coalfields with the contemporary sophistication of cosmopolitan cities, Lino viscerally conjures its creator Niro Granite's adeptness in unifying contrasting elements into one singular tile design. Hitting just the right mix of hip and authentic, Lino's stone-inspired style will entice even design addicts with the most impeccable taste and eye for detail.

SIZE	WORKING SIZE	SURFACE	THICKNESS	NUMBER OF FACES	P RATING	SHADE VARIATION
60x60cm	597x597mm	Matt	9mm	6 Faces	P2	V2   Slightly noticeable from tile to tile




**GLI01** Ivory



**GLI02** Beige



**GLI03** Light Grey



**GLI04** Grey






Scan For More Info

## MODESTA

Featuring the simplicity of stone design in five pleasant neutral color palettes, the Modesta range encapsulates modernity and elegance for a trendy space feel.


SIZE	WORKING SIZE	SURFACE	THICKNESS	NUMBER OF FACES	P RATING	SHADE VARIATION
60x60cm	597x597mm	Matt	9mm	6 Faces	P2	V2   Slightly noticeable from tile to tile



**GMOD01** Milky White



**GMOD03** Warm Sand



**GMOD04** Terracotta Brown



**GMOD07** Opal Grey



**GMOD14** Queen Mint





# NATUROC

Scan For More Info



Redesign your space with the beautiful and durable Naturoc. Designed to fit floor and wall surfaces in indoor and outdoor areas, Naturoc in structured surfaces and four natural colors provides a perfectly classic aesthetic that will work with other materials including wood, steel, and glass.


SIZE	WORKING SIZE	SURFACE	THICKNESS	NUMBER OF FACES	P RATING	SHADE VARIATION
60x60cm	597x597mm	Structured	9mm	1 Face	P2	V2   Slightly noticeable from tile to tile




**GNC01** Stark Beige



**GNC02** Sandy Crème



**GNC03** Smoky Gray



**GNC04** Gravel Gray






Scan For More Info


## PEBBLES

The Pebbles collection is giving extra bold and modish ambience to your home and commercial space. Available in three colors, white, beige, and grey in 60×60 size, the Pebbles collection successfully creates the impression of splendor design. Yet, for another choice of artistic space, the Pebbles collection has art deco pieces with modern patterns in three exquisite colors.


SIZE	WORKING SIZE	SURFACE	THICKNESS	NUMBER OF FACES	P RATING	SHADE VARIATION
60x60cm	597x597mm	Matt	9mm	1 Face	P2	V2   Slightly noticeable from tile to tile (non deco) V4   Distinctly noticeable from tile to tile (deco)



**GPL01** Frosty White



**GPL02** Lite Buff




**GPL03** Charcoal Grey



**GPL01DC** Frosty White




**GPL02DC** Lite Buff



**GPL03DC** Charcoal Grey






Scan For More Info


## SOAPROCK

The Soaprock collection features rich graphics and colors combined with the realism of the original stones. The range, with five choices of sizes, makes the collection particularly versatile, meeting different design needs.


SIZE	WORKING SIZE	SURFACE	THICKNESS	NUMBER OF FACES	P RATING	SHADE VARIATION
60x60cm	597x597mm	Matt	9mm	16 Faces	P2	V3   Moderately noticeable from tile to tile



**GSP01** Oslo



**GSP02** Bode



**GSP03** Randers



**GSP04** Flen



**GSP05** Solna






Scan For More Info


## TEGHEL

It is not just about a pattern, the Teghel collection is inspired by the beauty of Javanese salt and pepper design to reinterpret a modern look. This 60x60cm square tile is crafted into six natural colors with a matt finish. Suitable for indoor and outdoor applications, Teghel provides easy-to-clean and long-lasting floor or wall.

SIZE	WORKING SIZE	SURFACE	THICKNESS	NUMBER OF FACES	P RATING	SHADE VARIATION
60x60cm	597x597mm	Matt	9mm	1 Face	P1	V1   Uniform from tile to tile



**GTG01** Putri



**GTG02** Kirana



**GTG03** Citra



**GTG04** Haira




**GTG05** Belinda



**GTG06** Arini



# WOOD COLLECTION





---

**CONTENTS:**

**106 DECOWOOD**

**107 ROCKWOOD**

---

**DISCLAIMER :**

Colour reproductions in this printed piece may vary from actual tile. Please view actual tile samples before making decision.





Scan For More Info

# DECOWOOD


Wood-effect porcelain tiles are an aesthetic masterpiece from Niro Granite. A solution for creating a warm ambiance. The perfect balance between the taste of natural wood with the loveable brownish color conveys a message of comfort.

SIZE	WORKING SIZE	SURFACE	THICKNESS	NUMBER OF FACES	P RATING	SHADE VARIATION
60x60cm	597x597mm	Matt	9mm	1 Face	P2	V1   Uniform from tile to tile




**GCW01** Light Brown


## TILE LAYING




Tile Laying A



Tile Laying B



Tile Laying C



Tile Laying D





Scan For More Info

## ROCKWOOD

The wood-effect porcelain tiles provide tactile and visual sensations that suffuse the space with a bright atmosphere with warm, enveloping tones. In addition to being environmentally friendly, the Rockwood collection provides a wide range of advantages, making them ideal for contemporary interior designs.

SIZE	WORKING SIZE	SURFACE	THICKNESS	NUMBER OF FACES	P RATING	SHADE VARIATION
60x60cm	597x597mm	Matt	9mm	16 Faces	P2	V2   Slightly noticeable from tile to tile



**GRW01** Weathered Grey



**GRW02** Cedar



**GRW03** Mint Grey




**GRW04** Wedgewood



**GRW05** Iron Grey



# THEMATIC COLLECTION





---

**CONTENTS:**

**110 ESTILO**

**111 PASTELLO**

**112 SPLASH**

---

**DISCLAIMER :**

Colour reproductions in this printed piece may vary from actual tile. Please view actual tile samples before making decision.





Scan For More Info


## ESTILO

Estilo is the most popular collection in our Thematic range. Inspired by the beauty of simplicity, Estilo gives the illusion of a larger space. Comes in a variety of designs with its sweet little swirls giving a touch of modernity.

SIZE	WORKING SIZE	SURFACE	THICKNESS	NUMBER OF FACES	P RATING	SHADE VARIATION
60x60cm 80x80cm (GEB01, GED00)	600x600mm 800x800mm (GEB01, GED00)	Polished Nano	10mm (60x60cm) 11mm (80x80cm)	1 Face	N/A	V1   Uniform noticeable from tile to tile (GEA00, GED00 ) V2   Slightly noticeable from tile to tile (GEA03, GEA05, GEB01)




GEA00 Elda



GEA03 Ambra



GEA05 Carla



GEB01 Celia



GED00 Ines





Scan For More Info


## PASTELLO

Takes inspiration from the cosmopolitan design with subtle fun pastel tonal variations. The medium size 60x120cm tile is also a particular favorite – for large open areas, with a touch of modernity. The Pastello collection – cloud-like patterns grace these delightful porcelain tiles. Available in three bliss delicate designs with a glazed polished finish.

SIZE	WORKING SIZE	SURFACE	THICKNESS	NUMBER OF FACES	P RATING	SHADE VARIATION
60x120cm	600x1200mm	Glazed Polished	9mm	5 Faces	N/A	V2   Slightly noticeable from tile to tile



**GSL02** Cloud Classic



**GSL04** Cloud Forest



**GSL06** Cloud Crush





## SPLASH

Scan For More Info




Splash Collection is presenting a chic soul with its color of white, beige, grey, and black. These matt tiles by Niro Granite create the ambiance of an affordable modern look. Perfectly fits your best interior design concept.


SIZE	WORKING SIZE	SURFACE	THICKNESS	NUMBER OF FACES	P RATING	SHADE VARIATION
60x60cm	597x597mm	Matt	9mm	1 Face	P1 (GG043, GG045) P2 (GG041, GG042)	V1   Uniform from tile to tile



**GG043** Absolute White



**GG042** Splash Beige



**GG041** Splash Grey



**GG045** Absolute Black





SPLASH - GG045 Absolute Black



## INFORMATION

Sharing our expertise and knowledge

### TILE INSTALLATION

With so many different styles, colours, patterns, surfaces and sizes, how to select the 'right' tile?

### DURABILITY & PERFORMANCE

Refer to technical standards and PEI classification. This allows you to choose the right tiles for your application or environment, interior or exterior residential use or commercial setting.

### CHOOSING A SIZE

Tiles are available in many sizes. The recent trend has been towards larger tiles for floor and wall applications. Larger tiles make a room more spacious.

### RULES OF COLOUR

Lighter colours make a space appear larger. Darker colours add warmth. Neutral colour allow you to change your accessories but if you love trendy colours, go for it! Just keep in mind it will be with you a long time.

### TILE FINISHES

Choosing the right tile surface is important for your environment. Matt or honed tiles are suitable for living, dining, kitchen and bathroom as they are less slippery compared to smooth or shiny polished tiles. Polished surface is more suitable for living and dining area, while structure surface will be suitable for bathroom and outdoor application.

### CHOOSING A GROUT

Grout is available in a wide variety of colours. Using a grout which matches the tile tends to make the grout lines disappear. Using a contrasting colour makes the individual tiles stand out.

### TILE CARE

	STAIN	RECOMMENDATION
Food Groups	Soy Sauce, Coke, Coffee / Tea, Juice, Beer / Wine, Ice Cream, Ketchup	Alkaline base detergent.
Oil & Grease	Vegetable, Mineral, Petroleum	Alkaline base detergent.
	Wax, Rubber	Scrape off then use solvent turpentine follow by alkaline base detergent
	Lipstick / Shoe Polish	Alkaline base detergent.
	Paint (oil based)	Turpentine or thinner
	Ink	Solvent such as turpentine or thinner
	Mortar	Acidic base detergent
	Rust Stains	Diluted Hydrochloride acid or acidic base detergent
Marker	Felt Pen	Thinner
	Methylene Blue	Alkaline base detergent
	Crayon	Scrape off then use solvent turpentine follow by alkaline base detergent
Tile Grout	Cement	Diluted Hydrochloride acid
	Latex or Polymer	Solvent such as turpentine or thinner
	Epoxy	Scraper to scrape it off



## INFORMATION

Sharing our expertise and knowledge

---

### TILE INSTALLATION

- The surface must be clean, smooth, dry and free of wax and grease. Areas that damaged or uneven must be patched or leveled.
- Layout mark the center point of all four walls or the floor. First of all, layout the tiles to minimize the number of cut tiles.
- Use tile spacers for each tile set to leave equal joints between tiles. We recommend a minimum tiling gap of 3 mm. The setting time will vary from a few hours to few days and depends on the type of material or adhesive used for installation.
- When grouting, remove tile spacers and spread grout on the tile surface using a rubber grout float or squeegee. Important that you refer to adhesive package to specific instructions or precautions.
- Remove excess grout from surface immediately after grouting. Wait for a couple of minutes, depending on the specific instructions, and then remove excess grout from surface with damp sponge, clean grout residue and smooth the grout joints.

### TILE CARE AFTER INSTALLATION

Initial cleaning immediately after floor installation is essential and important to remove all mortar, sand and grout residues that may be left. Niro Granite, the Swiss-Quality tile can be cleaned by scrubbing the installation with clean water and a neutral detergent and with a thorough rinsing.

If grout residue still remains, further cleaning of the tile can be accomplished by using a grout remover. Equipment recommended for more aggressive cleaning are floor scrubbers or floor buffing machines equipped with a nylon pad or brush. A wet vacuum should be used to pick up suspended grout residue and construction dirt completely.

Caution should be exercised when using acid or acid-based cleaners as they can adversely affect the grout. Avoid using hydrofluoric acid to its compounds, according to UNI-EN 176.

If acid is used for cleaning the installation, cautioned to use diluted sulfuric acid or diluted hydrochloric acid mixed in a correct mixture or concentration. It is important that before the acid solution is placed on the floor, the grout joints be thoroughly saturated with water first. Installers should wait until the grout joint has fully cured, usually 7 to 10 days before using acidic cleaners.



**INFORMATION**

Sharing our expertise and knowledge

---

**DAILY MAINTENANCE**

General maintenance and cleaning of Niro Granite, the Swiss-Quality tile will vary depending on the surface texture and soil load.

Generally, the cleaning should be performed by:

1. Sweeping or vacuuming to remove loose soil, sand or dirt contaminants.
2. Use damp mop with clean water.
3. Depending on the soil load, a more aggressive cleaning process may be required by using a neutral cleaner or a general household cleaner then followed by a thorough rinsing.

There are five steps that are critical and should always be remembered for the successful maintenance of porcelain tiles:

1. All spills should be cleaned as quickly as possible.
2. Use only the recommended dilution of detergent.
3. Allow proper dwelling of the detergent solution to act on the soil load. Generally 5-10 minutes is sufficient.
4. Scrub with a nylon pad or bristle brush.
5. Rinse thoroughly with clean, clear water to remove the dirty detergent solution and emulsified soil.

Rinsing is a critical step in the maintenance procedure. Use a wet vacuum, dry mop or toweling if necessary.

If dirty detergent solution is not removed and is allowed to dry on the surface, a coating will form which will be very difficult to remove.

**FOR UNPOLISHED AND MATT SURFACE TILES**

1. Sweep or vacuum the floor of all loose dirt, sand and other foreign materials.
2. If there is difficulty to remove contaminants on the surface of the tile, firstly identify the specific spill or contaminant as different surface contaminants require different cleaning methods and chemicals.
3. Saturate the floor with a mild cleaning solution and water, and allow it to dwell for 5-10 minutes. Do not allow cleaning solutions to dry. It may be best to complete small areas at a time.
4. Ensure detergent does not contain 'hydrofluoric acid' or its compounds, according to UNI-EN 176.
5. Remove the dirty cleaning solution and rinse the surface with clean, clear water and buff with a dry mop or towel.
6. For the difficult-to-remove contaminants, scrub the cleaning solution with a floor machine equipped with a nylon pad or bristle brush. For residential applications and small areas, use a hand brush or nylon pad. Remove the dirty cleaning solution and rinse the surface with clean, clear water. Use a mop or a wet vacuum.

**FOR UNPOLISHED AND MATT SURFACE TILES**

1. Sweep or vacuum the floor of all loose dirt. An untreated, dry dust mop may be more effective than a soft-bristle broom.
2. Mop with a mild cleaning solution. Use 50% less detergent concentrate than one would use on an unpolished floor.
3. Use damp mop with clean water.
4. Dry thoroughly with a soft cloth or buffing pad to increase the shine and prevent water spots.



## INFORMATION

Sharing our expertise and knowledge

### PEI RATINGS

The test is applied for glazed porcelain tiles and more applicable for floor tiles.

The rating measure the abrasive resistance or hardness of the tile's glaze on a scale of 0 to 5.

Class 0 (PEI 0) : No Foot Traffic

Wall tile only and should not be used on floors.

Class 1 (PEI 1) : Very Light Traffic

For tiles that are suitable for residential bathrooms with light or very low barefoot traffic.

Class 2 (PEI 2) : Light Traffic

May be used where abrasive foot traffic is minimal – such as bathrooms, bedrooms, dining rooms and living rooms.

Class 3 (PEI 3) : Light to Moderate Traffic

For floor subject to normal foot traffic and usage (including kitchens, outdoor entryways and hallways). These tiles can be recommended for all residential installations with normal foot traffic.

Class 4 (PEI 4) : Moderate to Heavy Traffic

Suitable for light to medium commercial applications and high foot traffic areas for residential application.

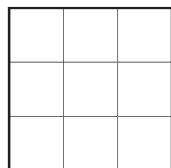
Class 5 (PEI 5) : Heavy Traffic

Ideally suited for all residential and heavy traffic commercial areas under normal foot traffic conditions.

### SHADE VARIATION



**UNIFORM  
FROM TILE TO TILE**

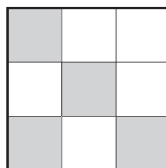


The range of colours and tones within the same shade is relatively uniform from tile to tile.

Minimal to no difference among pieces from the same production run.



**SLIGHTLY NOTICEABLE  
FROM TILE TO TILE**

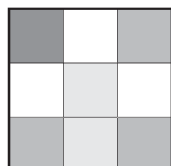


The range of colours and tones within the same shade is slightly noticeable from tile to tile.

Clearly distinguishable differences in design or pattern with similar or slight change in colour tones.



**MODERATELY NOTICEABLE  
FROM TILE TO TILE**



The range of colours and tones within the same shade is moderately uniform from tile to tile.

Clearly distinguishable differences in design or pattern.



**DISTINCTLY NOTICEABLE  
FROM TILE TO TILE**



The range of colours and tones within the same shade is distinctly different from tile to tile.

Random colour differences from tile to tile, so that one tile may have totally different colour from that on other tiles. Final installation can be unique.



DESCRIPTION	STANDARD TEST	MEASUREMENT UNIT	ISO STANDARD REQUIREMENT (MS ISO 13006:2020)	NIRO GRANITE
Length & Width	ISO 10545 -2	mm	NR: $\pm 0.6\%$ , $\pm 2.0\text{mm}$ R: $\pm 0.3\%$ , $\pm 1.0\text{mm}$	$\pm 0.30\%$ / Max $\pm 1.0\text{mm}$
Thickness	ISO 10545 -2	mm	$\pm 5.0\%$ , $\pm 0.5\text{mm}$	$\pm 5.00\%$ / Max $\pm 0.5\text{mm}$
Sides Straightness	ISO 10545 -2	mm	NR: $\pm 0.5\%$ , $\pm 1.5\text{mm}$ R: $\pm 0.3\%$ , $\pm 0.8\text{mm}$	$\pm 0.25\%$ / Max $\pm 0.6\text{mm}$
Rectangularity	ISO 10545 -2	mm	NR: $\pm 0.5\%$ , $\pm 2.0\text{mm}$ R: $\pm 0.3\%$ , $\pm 1.5\text{mm}$	$\pm 0.25\%$ / Max $\pm 1.0\text{mm}$
Flatness a) Centre Curvature	ISO 10545 -2	mm	NR: $\pm 0.5\%$ , $\pm 2.0\text{mm}$ R: $\pm 0.4\%$ , $\pm 1.8\text{mm}$	$\pm 0.20\%$ / Max $\pm 1.8\text{mm}$ (300x300 $\pm 0.3\%$ ) $\pm 0.20\%$ / Max $\pm 1.8\text{mm}$
b) Edge Curvature	ISO 10545 -2	mm	NR: $\pm 0.5\%$ , $\pm 2.0\text{mm}$ R: $\pm 0.4\%$ , $\pm 1.8\text{mm}$	$\pm 0.20\%$ / Max $\pm 1.8\text{mm}$ (300x300 $\pm 0.3\%$ ) $\pm 0.20\%$ / Max $\pm 1.8\text{mm}$
c) Warpage	ISO 10545 -2	mm	NR: $\pm 0.5\%$ , $\pm 2.0\text{mm}$ R: $\pm 0.4\%$ , $\pm 1.8\text{mm}$	$\pm 0.20\%$ / Max $\pm 1.8\text{mm}$ (300x300 $\pm 0.3\%$ ) $\pm 0.20\%$ / Max $\pm 1.8\text{mm}$
Surface Quality	ISO 10545 -2	One Major Area of Tiles	Free from defects	Comply
Water Absorption	ISO 10545 -3	Percent Mass Fraction	Ev $\leq 0.5\%$ Individual Max 0.6%	$\leq 0.20\%$
Breaking Strength A) Thickness $\geq 7.5\text{mm}$ B) Thickness $< 7.5\text{mm}$	ISO 10545 -4 ISO 10545 -4	N N	Not less than 1300N Not less than 700N	$\geq 1300\text{ N}$ $\geq 700\text{ N}$
Modulus of Rupture, in Newtons per square millimetre (Not applicable to tiles with breaking strength $\geq 3000\text{N}$ )	ISO 10545 -4	N/mm <sup>2</sup>	Min 35 N/mm <sup>2</sup> Individual min 32 N/mm <sup>2</sup>	$\geq 35\text{ N/mm}^2$ Individual $\geq 32\text{ N/mm}^2$
Abrasion Resistance a) Deep Abrasion for unglazed tiles b) Surfaces Abrasion for glazed tiles	ISO 10545 -6 ISO 10545 -7	mm <sup>3</sup> Visual Check	Max 175 mm <sup>3</sup> Report abrasion class and cycles passed	$\leq 160\text{ mm}^3$ $\geq \text{PEI } 3$ (Dependent on product type )*
Crazing Test (glazed tiles)	ISO 10545 -11	Visual Check	Required	No Sign of Crazing
Frost Resistance	ISO 10545 -12	Visual Check	Required	No Sign of Frost
Chemical Resistance a) Low concentrations b) Household chemicals and swimming pool salts	ISO 10545 -13 ISO 10545 -13	Visual Check Visual Check	Manuf. To State Minimum B	Class A $\geq$ Class B (For Polished Tile) Class A $\geq$ Class B (For Polished Tile)
Stain Resistance a) For unglazed tiles b) For glazed tiles	ISO 10545 -14 ISO 10545 -14	Visual Check Visual Check	Test Method Available Min Class 3	$>$ Class 3 (Dependent on product type )* $>$ Class 3
Slip Resistance (Excluding Polished, Lappato and Matt Satin finishing)	AS/NZS 4586 App. A	P0 to P5	Manuf. to State	Wet Pendulum $\geq \text{P2}$ (Dependent on product type )*

\* Refer to test report for specific test result. \*R=Rectified ; \*NR=Non-rectified

Each different tiles series are produced to meet different performance requirements. For specific performance, please request from Niro Granite sales team or their agent or distributor.

Colour Variations: Since the colour reproduction in this printed piece will vary from the actual tile colours, final selection should be made from tile samples. Colour, shade and glaze variations may exist due to the inherent characteristic of porcelain tile.

Due to low porosity of porcelain tiles, an Improved High Performance Cementitious adhesive in accordance to BS EN 12004 & ISO 13007-1 is highly recommended for proper installation. Products that meet this standard are available amongst leading adhesive manufacturers. Please seek expert advice from adhesive manufacturers for proper selection and application.



CERTIFIED TO MS ISO 13006:2020  
Certification No : PND18204



International  
Organization for  
Standardization



**HUBUNGI**



**JL.RAYA JANTI NO.96**

**YOGYAKARTA**

**(0274) 493 22 88**

**08112863773**

(CHAT ONLY)

**f qhomemart    t qhomemart**

**@ qhomemart    v qhomemart**

**WWW.QHOMEMART.COM**