



# CATALOGUE 2022





## BRAND CONCEPT

**RYU** is a power tool series made to meet the needs for reliable power tools, engine, welding and accessories in multiple segments, ranging from engineering and building to automotive industry and household. Our motto is Quality, Guarantee and Advantageous. This motto implies that consumers who use our quality products will get guarantee of warranty so that they feel comfortable and safe when using **RYU**. Furthermore, at an affordable price, consumers will gain more benefit because they can own power tool products they want without having to spend more.

**RYU** has set up service centers in major cities such as Jakarta, Bandung, Surabaya, Makassar, Denpasar, Manado and other cities in order to guarantee our products warranty. All **RYU** products are supported by continuous innovation and reliable technology developed to meet our consumers' needs.

# TABLE OF CONTENTS

<b>Brand Concept</b>	_____	1
<b>Table Of Contents</b>	_____	2
<b>Service center</b>	_____	3
<b>Powertools</b>	_____	4 - 36
<b>Cordless</b>	_____	37 - 45
<b>Accessories</b>	_____	46 - 65
<b>Engine</b>	_____	66 - 77
<b>Welding</b>	_____	78 - 82

# SERVICE CENTER

**SPAREPART CENTER MUARA BARU**

GANG MARLINA NO.12 B MUARA BARU  
TELP : (021) 26081377

**SPAREPART CENTER SAMARINDA**

JL. ELANG NO.86E SAMARINDA 75115  
KALIMANTAN TIMUR  
TELP : (0541) 4121573

**SPAREPART CENTER LTC**

LINDETEVES TRADE CENTER LANTAI GF2  
BLOK C27 NO.7/8 JAKARTA  
TELP : (021) 62316756

**SPAREPART CENTER PEKANBARU**

JL. KURAS NO. 3C, PEKANBARU  
TELP : (0761) 45762

**SPAREPART CENTER BANDUNG**

JL. LENGKONG KECIL NO.30 B  
BANDUNG, JAWA BARAT  
TELP : (022) 20512433

**SPAREPART CENTER MAKASSAR**

JL. SUMBA NO. 15 A  
KEL. PATTUNUANG KEC. WAJO, MAKASSAR  
TELP : (0411) 8001985

**SPAREPART CENTER SURABAYA**

KOMPLEK RUKO ATOM MEGAH  
JL. GEMBONG NO.38 H KAPASAN SURABAYA  
TELP : (031) 3725631

**SPAREPART CENTER MANADO**

JL. PIERE TENDEAN BOULEVARD  
MEGA MAS BLOK SMART 2 NO.4  
MANADO, SULAWESI UTARA  
TELP :

**SPAREPART CENTER MEDAN**

JL. PANDU NO.10 KEL. AUR KEC. MEDAN MAIMUN  
MEDAN, SUMATERA UTARA  
TELP : (061) 4578218

**SPAREPART CENTER LAMPUNG**

JL. IKAN TENGGIRI NO.124 LK II RT.023  
KEL. PESAWAHAN KEC. TELUK BETUNG  
SELATAN BANDAR LAMPUNG  
TELP : (0721) 481711

**SPAREPART CENTER PONTIANAK**

JL. TANJUNG PURA NO.206A RT.004/03  
BENUA MELAYU LAUT, PONTIANAK SELATAN  
PONTIANAK  
TELP : (0561) 8179785

**SPAREPART CENTER PALEMBANG**

JL DR. M .ISA NO 11,DUKU,KEC. ILIR TIMUR II  
KOTA PALEMBANG 30114  
TELP : (0711) 7443927

**SPAREPART CENTER SEMARANG**

JL. DR CIPTO NO.6C RW.05  
KEL. KEBON AGUNG KEC. SEMARANG TIMUR  
SEMARANG 50123  
TELP : (024) 86403374

**SPAREPART CENTER BANJARMASIN**

JL. SOETOYO S NO.155 RT.034/003  
KEL.TELUK DALAM KEC. BANJARMASIN TENGAH  
BANJARMASIN, KALIMANTAN SELATAN  
TELP : (0511) 4245537

**SPAREPART CENTER BALI**


JL. GATOT SUBROTO NO.244C  
KEL. TONJA KEC. DENPASAR UTARA  
KOTA DENPASAR, BALI  
TELP : (0361) 9077660

**SPAREPART CENTER JAMBI**

JL. HOS COKROAMINOTO, NO. 26 SIMPANG  
KAWAT, KOTA BARU, PAYO LEBAR, JELUTUNG,  
KECAMATAN JELUTUNG, KOTA JAMBI, JAMBI  
36135  
TELP : +62 741 3618585



# POWER TOOLS





# RSG100-3 ANGLE GRINDER 4"



## Selling Point Information

- Motor with High Performance
- Powerful 580W Motor
- Rotatable Housing  
Can be flexible positioned to most cutting and grinding operations.
- Small body grip for easy handling

## SAFETY INSTRUCTION



**INCLUDE :** User Manual, Warranty Card, Safety Cover Guard, Key Lock Nuts, 2 Pcs Carbon Brush

## TECHNICAL INFORMATION

The RSG100-3 grinder is a compact, high performance and high-quality tool for the highest demands on cutting and polishing jobs anywhere in the home, workshop and garage. equipped with a motor that is quiet but efficient in electricity usage and the selection of a quality body adds comfort when using is not slippery. equipped with Bullet Proof Guard For maximum safety even when discs break and Rear toggle switch easy to operate for user.

## SPECIFICATION

Continuous rating input	: 580 W
Depressed center wheel	: 100 mm (4")
Wire cup brush	: 75 mm(2")
Abrasive disc	: 100 mm(4")
Diamond wheel	: 110 mm(4-3/8")
No Load Speed	: 11,000 rpm
Nett weight	: 1.8 Kg

**RSG100-4  
ANGLE GRINDER 4"**



**INCLUDE** : User manual, Warranty card, Safety cover guard, Key lock nuts, 2 Pcs carbon brush

**SPECIFICATION**

Continuous rating input	: 580 W
Capacity	
Depressed center wheel	: 100 mm(4")
Wire cup brush	: 75 mm(3")
Abrasive disc	: 100 mm(4")
Diamond wheel	: 110 mm(4-3/8")
No Load Speed	: 11,000 rpm
Weight	: 1.9 kg
Voltage	: 220 V
Frequency	: 50-60 Hz
Ampere	: 2.6 A

**Packaging Information**

Case Qty	: 10 pcs/ctn
G.W/N.W	: 22 Kg/20.5 kg
Packaging Size	: 54 cm x 29 cm x 23 cm

- Motor with High Performance
- Powerful 580W Motor
- Rotatable Housing
- Can be flexible positioned to most cutting and grinding operations.
- Small body grip for easy handling
- With Slider Switch

**RSG100-5V  
ANGLE GRINDER VARIABLE 4"**



**INCLUDE** : User manual, Warranty card, Safety cover guard, Key lock nuts, 2 Pcs carbon brush

**SPECIFICATION**

Continuous rating input	: 840 W
Capacity	
Depressed center wheel	: 100 mm(4")
Wire cup brush	: 75 mm(3")
Abrasive disc	: 100 mm(4")
Diamond wheel	: 110 mm(4-3/8")
No Load Speed	: 0 - 11,000 rpm
Weight	: 2.4 kg
Voltage	: 220 V
Frequency	: 50-60 Hz
Ampere	: 3.8 A

**Packaging Information**

Case Qty	: 10 pcs/ctn
G.W/N.W	: 22 Kg/20.5 kg
Packaging Size	: 58 cm x 36 cm x 24 cm

- Motor with High Performance
- Powerful 840W Motor
- Rotatable Housing
- Can be flexible positioned to most cutting and grinding operations.
- Small body grip for easy handling
- With Variable Switch

## RSG125 ANGLE GRINDER 5"



**INCLUDE** : User manual, Warranty card, Safety cover guard, Key lock nuts, 2 Pcs carbon brush, Handle Grip, 1 pc Grinding Wheel 5", 2 Pcs Cutting Wheel 5"

### SPECIFICATION

Continuous rating input	: 840 W
Capacity	
Depressed center wheel	: 125 mm(5")
Wire cup brush	: 75 mm(3")
Abrasive disc	: 100 mm(4")
Diamond wheel	: 110 mm(4-3/8")
No Load Speed	: 11,000 rpm
Weight	: 2.4 kg
Voltage	: 220 V
Frequency	: 50-60 Hz
Ampere	: 3.8 A

### Packaging Information

Case Qty	: 10 pcs/ctn
G.W/N.W	: 24 Kg/22 kg
Packaging Size	: 59 cm x 36 cm x 24 cm

- Motor with High Performance
- Powerful 840W Motor
- Rotatable Housing
- Can be flexible positioned to most cutting and grinding operations.
- Small body grip for easy handling
- With Toggle Switch

## RSG180 ANGLE GRINDER 7"



**INCLUDE** : User manual, Warranty card, Safety cover guard, Key lock nuts, 2 Pcs carbon brush, L Key, Handle Grip

### SPECIFICATION

Continuous rating input	: 2200 W
Capacity	
Depressed center wheel	: 180 mm(7")
No Load Speed	: 11,000 rpm
Weight	: 6.5 kg
Voltage	: 220 V
Frequency	: 50-60 Hz
Ampere	: 10 A

### Packaging Information

Case Qty	: 2 pcs/ctn
G.W/N.W	: 13 Kg/11 kg
Packaging Size	: 57 cm x 27 cm x 18 cm

- Motor with High Performance
- Powerful 2200W Motor
- Rotatable Housing
- Can be flexible positioned to most cutting and grinding operations.
- Small body grip for easy handling
- With Slider Switch



# RDR10-3RE DRILL 10MM VARIABLE



**Powerful Motor**  
High Performance  
with 370 Watt

**Easy forward/reverse selection**  
Convenient slide selector

**Full variable speed control**  
Electronic variable speed  
trigger control

**With Key Chuck**  
For quick & easy change  
of accessories

**Reliable chuck operation**  
Sturdy metal chuck with  
10mm capacity

**More air outlet**  
Optimal airflow and  
cooling air outlets

**Maze Air Inlet**  
Better dustproofing  
and optimal air flow

**Comfortable to handle  
and grip**  
Ergonomic, slim and  
compact design

**One-push  
continuous  
operation**  
Push button trigger lock

**Ribbed soft grip**  
Using quality materials and  
providing comfort allows all  
fingertips to hold the handle  
securely against the strong  
rotational forces of counter  
torque even in one-handed  
operation

## Selling Point Information

- Switch Lock
- Double Insulation
- Rubberised Grip
- Powerful, Compact and Lightweight
- Variable Speed Switches

## SAFETY INSTRUCTION



**INCLUDE** : User Manual, Warranty Card,  
Key Chuck, 2 Pcs Carbon Brush

## TECHNICAL INFORMATION

The RYU (UN) DRILL 10MM VARIABLE RDR10-3RE is a high performance, compact, and high quality for the highest requirements in drilling work, suitable for application in homes, workshops and garages. Equipped with variable speed control to set the desired rotation speed and a powerful motor for optimal performance and long service life. Good power transmission is guaranteed by high power and high torque motor with reversing facility.

## SPECIFICATION

Drill Capacity	: 10mm
No Load Speed	: 0 - 3200 rpm
Rate Input Power	: 370 W
Rate Voltage	: 220VAC
Frequency	: 50/60Hz
Dia. Drilling in wood	: 10 mm
Dia. Drilling on iron	: 10 mm
<b>Packaging Information</b>	
Case Qty	: 10pcs/ctn
G.W/N.W	: 16.7Kg/15.0kg
Packaging Size	: 52.5cm x 37cm x 28cm

## RID13-1RE IMPACT DRILL



**INCLUDE** : User Manual, Warranty Card, Key Chuck, Handle Grip  
Depth Limiting Stick, 2 Pcs Carbon brush

## RID13-2RE IMPACT DRILL



**INCLUDE** : User Manual, Warranty Card, Key Chuck, Handle Grip  
Depth Limiting Stick, 2 Pcs Carbon brush

## RDR10-3REB DRILL 10 MM VARIABLE SET 22 PCS



**INCLUDE** : User Manual, Warranty Card, 2 Pcs Carbon Brush, SDS Drill 1.5,  
3, 4, 5, 6, 8 mm, Spur Bits Drill 5, 6 mm, Measurement Tape, Knife Cutter,  
Pencil, Two Way Screwdriver, 5 Pcs Grinding Head, Glove, Screw, Fisher

### SPECIFICATION

Drill Capacity	: 13 mm
No Load Speed	: 0 - 2,800 rpm
Rate Input Power	: 600 W
Rate Voltage	: 220 VAC
Frequency	: 50/60 Hz
Ampere	: 2.7 A
Dia. Drilling in wood	: 16 mm
Dia. Drilling on iron	: 13 mm
Dia. Drilling on Beton	: 13 mm
Weight	: 2.2 kg

### Packaging Information

Case Qty	: 10 pcs/ctn
G.W/N.W	: 22 Kg/20.5 kg
Packaging Size	: 55 cm x 42 cm x 28 cm

- High Speed Drilling
- High Performance Motor
- Double Insulation
- Variable Speed Switches

### SPECIFICATION

Drill Capacity	: 13 mm
No Load Speed	: 0 - 3200 rpm
Rate Input Power	: 710 W
Rate Voltage	: 220 VAC
Frequency	: 50/60 Hz
Ampere	: 3.2A
Dia. Drilling in wood	: 16 mm
Dia. Drilling on iron	: 16 mm
Dia. Drilling on Beton	: 13 mm
Weight	: 2.6 kg

### Packaging Information

Case Qty	: 5 pcs/ctn
G.W/N.W	: 13.5 Kg/12.0 kg
Packaging Size	: 42 cm x 30 cm x 31 cm

- High Speed Drilling
- High Performance Motor
- Double Insulation
- Variable Speed Switches

### SPECIFICATION

Drill Capacity	: 10 mm
No Load Speed	: 0 - 3,200 rpm
Rate Input Power	: 370 W
Rate Voltage	: 220 VAC
Frequency	: 50/60Hz
Dia. Drilling in wood	: 10 mm
Dia. Drilling on iron	: 10 mm
Weight	: 2.4 kg

### Packaging Information

Case Qty	: 5 pcs/ctn
G.W/N.W	: 12.7 Kg/10.7 kg
Packaging Size	: 45 cm x 30 cm x 29 cm

- Switch Lock
- Double Insulation
- Rubberized Grip
- Powerful, Compact and Lightweight
- Variable Speed Switches

## RID13-1REB IMPACT DRILL 13 MM SET 27 PCS



**INCLUDE** : User Manual, Warranty Card, 2 Pcs Carbon Brush, Masonry Drill 3, 4, 5, 6, 8 mm, SDS Drill 1.5, 3, 4, 5, 6, 8 mm, Spur Bits Drill 5, 6 mm, Measurement Tape, Knife Cutter, Pencil, Two Way Screwdriver, 5 Pcs Grinding Head, Glove, Screw, Fisher

### SPECIFICATION

Drill Capacity	: 13 mm
No Load Speed	: 0 - 2,800 rpm
Rate Input Power	: 600 W
Rate Voltage	: 220 VAC
Frequency	: 50/60 Hz
Ampere	: 2.7 A
Dia. Drilling in wood	: 16 mm
Dia. Drilling on iron	: 13 mm
Dia. Drilling on Beton	: 13 mm
Weight	: 3.10 kg

### Packaging Information

Case Qty	: 5 pcs/ctn
G.W/N.W	: 15,5 Kg/13,5 kg
Packaging Size	: 45 cm x 30 cm x 29 cm

- High Speed Drilling
- High Performance Motor
- Double Insulation
- Variable Speed Switches

## RRH26 ROTARY HAMMER



**INCLUDE** : User manual, Warranty Card, Handle Grip, Depth Limiting Stick, SDS Plus 8MM,10MM,12MM, 1 Pc SDS Plus Pointed Chisel, 1 Pc SDS Plus Flat Chisel

### SPECIFICATION

Chuck Capacity	: 26 mm
No Load Speed	: 0 - 1,500 rpm
Input Power	: 850 W
Rate Voltage	: 220 VAC
Frequency	: 50/60 Hz
Ampere	: 3.8A
Weight	: 5.3 kg

### Packaging Information

Case Qty	: 4 pcs/ctn
G.W/N.W	: 21.5 Kg/19.5 kg
Packaging Size	: 46 cm x 43 cm x 30 cm

- Sliding Lock Chuck
- High Performance Motor
- Double Insulation
- Multi-Function knob

## RRH32 ROTARY HAMMER



**INCLUDE** : User Manual, Warranty Card, Handle Grip, Depth Limiting Stick, 1 PC Hexagon Flat Chisel

### SPECIFICATION

Chuck Capacity	: 32 mm
Impact Rate	: 800 bpm
Input Power	: 1050 W
Rate Voltage	: 220 VAC
Frequency	: 50/60 Hz
Ampere	: 4.7A
Weight	: 7.6 kg

### Packaging Information

Case Qty	: 3 pcs/ctn
G.W/N.W	: 23 Kg/21kg
Packaging Size	: 53 cm x 38 cm x 36 cm

- Sliding Lock Chuck
- High Performance Motor
- Double Insulation
- Multi-Function knob

## RDH15 DEMOLITION HAMMER



**INCLUDE** : User Manual, Warranty Card, Handle Ggrip, Depth Limiting Stick, 2 Pcs Carbon Brush, Key Chuck, L Key, 1 Pc Hexagon Pointed Chisel, 1 Pc Hexagon Flat Chisel

### SPECIFICATION

Input Power	: 1200 W
Impact Rate	: 2,900 bpm
Impact Energy	: 15J
Voltage	: 220VAC
Frequency	: 50/60Hz
Ampere	: 5.4A
Weight	: 9.8 kg

### Packaging Information

Case Qty	: 3pcs/ctn
G.W/N.W	: 29.5Kg/27.5kg
Packaging Size	: 52 cm x 38 cm x 34 cm

- High Performance Motor
- Double Insulation
- 15% higher impact energy for high discharge rates
- Strong impact body

## RDH50 DEMOLITION HAMMER



**INCLUDE** : User Manual, Warranty Card, Handle Grip, 2 Pcs Carbon Brush, Key Chuck, L Key, 1 Pc Pointed Chisel

### SPECIFICATION

Input Power	: 1400 W
Impact Rate	: 1,400 bpm
Impact Energy	: 50J
Voltage	: 220 VAC
Frequency	: 50/60 Hz
Ampere	: 6.3A
Weight	: 19 kg

### Packaging Information

Case Qty	: 1 pcs/ctn
G.W/N.W	: 19 Kg/17 kg
Packaging Size	: 71 cm x 17.5 cm x 30 cm

- High Performance Motor
- Double Insulation
- 15% higher impact energy for high discharge rates
- Strong impact body





## RMD23 MAGNETIC DRILL 23 MM



INCLUDE : User Manual, Warranty Card, Handle Grip



### SPECIFICATION

Drill Capacity	: 23 mm
No Load Speed	: 300 rpm
Rate Input Power	: 1000 W
Max. Power Magnet	: 12.500 N
Rate Voltage	: 220 VAC
Frequency	: 50/60 Hz
Ampere	: 4.5 A
Weight	: 31 kg

### Packaging Information

Case Qty	: 1 pcs/ctn
G.W/N.W	: 29 Kg/25 kg
Packaging Size	: 41 cm x 21 cm x 46 cm

- High magnetic strength
- High Performance Motor
- Double Insulation
- Comfortable Handle

## RMD28 MAGNETIC DRILL 28 MM



INCLUDE : User Manual, Warranty Card, Handle Grip



### SPECIFICATION

Drill Capacity	: 28 mm
No Load Speed	: 270 rpm
Rate Input Power	: 1100 W
Max. Power Magnet	: 14.000 N
Rate Voltage	: 220 VAC
Frequency	: 50/60 Hz
Ampere	: 5A
Weight	: 32 kg

### Packaging Information

Case Qty	: 1 pcs/ctn
G.W/N.W	: 32 Kg/30 kg
Packaging Size	: 40.5 cm x 20 cm x 45 cm

- High magnetic strength
- High Performance Motor
- Double Insulation
- Comfortable Handle

## RMD32 MAGNETIC DRILL 32 MM



INCLUDE : User Manual, Warranty Card, Handle Grip



### SPECIFICATION

Drill Capacity	: 32 mm
No Load Speed	: 190 rpm
Rate Input Power	: 1200 W
Max. Power Magnet	: 18.000N
Rate Voltage	: 220 VAC
Frequency	: 50/60 Hz
Ampere	: 5.4A
Weight	: 52 kg

### Packaging Information

Case Qty	: 1 pcs/ctn
G.W/N.W	: 50 Kg/45 kg
Packaging Size	: 55 cm x 24 cm x 58 cm

- High magnetic strength
- High Performance Motor
- Double Insulation
- Comfortable Handle

## RBD13 BENCH DRILL 13 MM



**INCLUDE** : User Manual, Warranty Card, 3 Pcs Handle Grip, L Key, Head Chuck

## RBD16 BENCH DRILL 16 MM



**INCLUDE** : User Manual, Warranty Card, 3 Pcs Handle Grip, L Key, Head Chuck

### SPECIFICATION

Drill Capacity	: 1.5 - 13 mm
No Load Speed	: 740 - 3140 rpm
Rate Input Power	: 350 W
Rate Voltage	: 220 VAC
Frequency	: 50/60 Hz
Ampere	: 1.5 A
Size Table	: 160 mm X 160 mm
Height	: 580 mm
Weight	: 14.5 kg

### Packaging Information

Case Qty	: 1 pcs/ctn
G.W/N.W	: 21.5 Kg/14.5 kg
Packaging Size	: 46.5 cm x 34 cm x 25.3 cm

- 100% Copper
- 1/2" (13mm) Max. Chuck Capacity
- 210mm Swing
- 5 Spindle Speeds & 45° Table Tilt L&R

### SPECIFICATION

Drill Capacity	: 3 - 16 mm
No Load Speed	: 220 - 3320 rpm
Rate Input Power	: 550 W
Rate Voltage	: 220 VAC
Frequency	: 50/60 Hz
Ampere	: 2.5 A
Size Table	: 290 MM
Height	: 980 mm
Weight	: 40 kg

### Packaging Information

Case Qty	: 1 pcs/ctn
G.W/N.W	: 36.5 Kg/33 kg
Packaging Size	: 78 cm x 46 cm x 26.5 cm

- 100% Cooper
- 5/8" (16mm) Max. Chuck Capacity
- 325mm Swing
- 16 Spindle Speeds & 45° Table Tilt L&R

**RC0180  
CUT OFF SAW**



**INCLUDE** : User Manual, Warranty Card, 2 Pcs Carbon Brush, L Key, 2 Pcs Base Plate Disc, Key Lock Nuts.

**SPECIFICATION**

No Load Speed	: 5,000 rpm
Diameter Wheel	: 180mm (7")
Rate Input Power	: 900 W
Rate Voltage	: 220 VAC
Frequency	: 50/60 Hz
Ampere	: 4.0 A
Weight	: 6.2 kg

**Packaging Information**

Case Qty	: 4 pcs/ctn
G.W/N.W	: 25.14 Kg/23.92 kg
Packaging Size	: 51.8 cm x 40.5 cm x 52 cm

- Great Cutting Efficiency
- Steady Structure, Perfect Wheel Cover Design
- Widen and Thicken Base for Better Stability

**RC0355-1  
CUT OFF SAW**



**INCLUDE** : User Manual, Warranty Card, 2 Pcs Carbon Brush, L Key, Key Lock Nuts.

**SPECIFICATION**

No Load Speed	: 3,800 rpm
Diameter Wheel	: 355 mm (14")
Rate Input Power	: 2000 W
Rate Voltage	: 220 VAC
Frequency	: 50/60 Hz
Ampere	: 9.0A
Weight	: 17.5 kg

**Packaging Information**

Case Qty	: 1 pcs/ctn
G.W/N.W	: 17.5 Kg/16.5 kg
Packaging Size	: 56 cm x 32.5 cm x 40.5 cm

- 100% Copper Wire Motor
- Great Cutting Efficiency
- Trigger Switch with Lock-Off Button
- Steady Structure, Perfect Wheel Cover Design
- Widen and Thicken Base for Better Stability



# RCS185-2 CIRCULAR SAW



**Power Trigger**  
Easy for operation



**Ergonomic Handle**  
Angle for ease in pushing the saw forward



**Upper Guard With Hole**  
For maximum safety even when discs break and easy connect to hose vacuum

**Rigid Steel Base**

Provides smooth cutting because of toughness, bend resistance, lightweight and durability



Tilt cutting 0-45°  
High Performance Motor  
Chisel tooth combination blade  
Twice cutting processed gear, lowest noise

## Selling Point Information

- High Performance Motor
- Twice Cutting Processed gear, Lowest Noise
- Chisel Tooth Combination Blade



**Powerful Motor**  
High Performance with 1000 Watt



**Bevel Adjustment Up To 45 Degrees**  
Allow quick bevel cuts in difficult situations

**Depth Lock Knob**

For quick & easy tightening

**Blade Cover**

Automatically protects the blade after wear and storage



## SAFETY INSTRUCTION



INCLUDE : User Manual, Warranty Card, 2 Pcs Carbon Brush, Guide Bar, Blade 7"

## TECHNICAL INFORMATION

The RYU (UN) CIRCULAR SAW RCS185-2 is a high performance, compact and high quality for the highest requirements in cutting jobs, suitable for applications in homes, workshops and garages. equipped with reliable bevel adjustment up to 45° in difficult cutting positions, powerful motor for optimal performance and long service life.

## SPECIFICATION

Blade Diameter : 185 mm  
No Load Speed : 4,500 rpm  
Rate Input Power : 1300 W  
Rate Voltage : 220 VAC  
Frequency : 50/60 Hz  
Ampere : 5.9 A

### Packaging Information

Case Qty : 4 pcs/ctn  
G.W/N.W : 17 Kg/15 kg  
Packaging Size : 47 cm x 30 cm x 39 cm

## RCS185-1 CIRCULAR SAW



**INCLUDE** : User Manual, Warranty Card, 2 Pcs Carbon Brush, Guide Bar, Blade 7"

### SPECIFICATION

Blade Diameter	: 185 mm
No Load Speed	: 5,000 rpm
Rate Input Power	: 1000 W
Rate Voltage	: 220 VAC
Frequency	: 50/60 Hz
Ampere	: 4.5 A

### Packaging Information

Case Qty	: 4 pcs/ctn
G.W/N.W	: 17 Kg/15 kg
Packaging Size	: 47 cm x 30 cm x 39 cm

- High Performance Motor
- Twice Cutting Processed gear, Lowest Noise
- Chisel Tooth Combination Blade

## RRT12-1 ROUTER



**INCLUDE** : User Manual, Warranty Card, 2 Pcs Carbon Brush, 2 Pcs Key Pass, Guide Set.

### SPECIFICATION

No Load Speed	: 23,000 rpm
Size Collet	: 1/2"
Rate Input Power	: 930 W
Rate Voltage	: 220 VAC
Frequency	: 50/60 Hz
Ampere	: 4.2 A
Weight	: 5 kg

### Packaging Information

Case Qty	: 3 pcs/ctn
G.W/N.W	: 15 Kg/14 kg
Packaging Size	: 62 cm x 35 cm x 23 cm

- Double Insulation
- High performance Motor
- Adjustable Depth Button
- Double Transparent Protection Mantles
- Table Tilt L&R

## RJS65-1E JIG SAW



**INCLUDE** : User Manual, Warranty Card, 2 Pcs Carbon Brush, L Key, Guide Set, 1 Pcs Blade

### SPECIFICATION

No Load Speed	: 500 - 3,100 rpm
Rate Input Power	: 450 W
Rate Voltage	: 220 VAC
Frequency	: 50/60 Hz
Ampere	: 2A
Depth of cut wood	: 65 mm
Depth of cut iron	: 3.0 mm
Depth of cut aluminum	: 1.6 mm
Weight	: 2.4 kg

### Packaging Information

Case Qty	: 6 pcs/ctn
G.W/N.W	: 14.5 Kg/12.5 kg
Packaging Size	: 53.5 cm x 28 cm x 25 cm

- Double Insulation
- High performance Motor
- With Laser
- Variable Speed
- Change level for 3 orbital setting and
- straight cutting

## RTS8 TABLE SAW 8"



**INCLUDE** : User Manual, Warranty Card, Guide Bar, Push Stick, Blade 8", Key Set.

### SPECIFICATION

No Load Speed	: 2,960 rpm
Rate Input Power	: 600 W
Rate Voltage	: 220 VAC
Frequency	: 50/60 Hz
Ampere	: 2.7A
Size Table	: 500 mm X 335 mm
Size Saw Blade	: 16 X 2.4 mm
Depth Cutting	: 45 mm (90°) – 27 mm (45°)
Weight	: 10.8 kg

### Packaging Information

Case Qty	: 1 pcs/ctn
G.W/N.W	: 12 Kg/11 kg
Packaging Size	: 52.3 cm x 35 cm x 26 cm

- Built-in dust extraction
- Adjustable Rip fence for direct and miter cuts
- Single Phase Induction Motor with Protection

## RTS10 TABLE SAW 10"



**INCLUDE** : User Manual, Warranty Card, Guide Bar, Push Stick, Blade 8", Key Set

### SPECIFICATION

No Load Speed	: 2,960 rpm
Rate Input Power	: 2000 W
Rate Voltage	: 220 VAC
Frequency	: 50/60Hz
Ampere	: 9A
Power Laser	: 1 mW
Size Table	: 630 mm X 445 mm
Size Saw Blade	: 2.8 mm
Blade Teeth	: 24/28
Depth Cutting	: 73 mm (90°) – 63 mm (45°)
Weight	: 23.5 kg

### Packaging Information

Case Qty	: 1 pcs/ctn
G.W/N.W	: 24 Kg/23 kg
Packaging Size	: 66.7 cm x 53 cm x 34 cm

- Strong and stable steel machine cabinet
- Quick lock device and fine adjustable handle
- Quick designed ripping fence with magnifying glass

## RBS8 BAND SAW 8"



**INCLUDE** : User Manual, Warranty Card, Guide Bar, Push Stick, Blade.

### SPECIFICATION

Blade Speed	: 900 rpm
Rate Input Power	: 350 W
Rate Voltage	: 220 VAC
Frequency	: 50/60 Hz
Ampere	: 1.5A
Size Table	: 300 mm X 300 mm
Size Blade	: 1430 X 10 X 6T
Max. Cutting Thickness	: 85 mm
Weight	: 17.5 kg

### Packaging Information

Case Qty	: 1 pcs/ctn
G.W/N.W	: 17.5 Kg/15.6 kg
Packaging Size	: 75 cm x 39.5 cm x 28.5 cm

- Low vibration Induction Motor
- Tilling table up to 45°
- Easy Adjust Pully Alignment
- Supplied with a high quality blade
- More Precise with aluminum rip fence



## RTR6-1 WOOD TRIMMER



**INCLUDE** : User Manual, Warranty Card, 2 Pcs Carbon Brush, 2 Pcs Key Pass, Guide Set,

## RSS125 SCROLL SAW 125 MM



**INCLUDE** : User Manual, Warranty Card,

## RMS180 MITER SAW 7"



**INCLUDE** : User Manual, Warranty Card, Clam Set, 1 Pcs Blade

### SPECIFICATION

No Load Speed	: 30,000 rpm
Size Collet	: 1/4"
Rate Input Power	: 440 W
Rate Voltage	: 220 VAC
Frequency	: 50/60 Hz
Ampere	: 2A
Max. Depth	: 30 mm
Weight	: 5 kg

### Packaging Information

Case Qty	: 3 pcs/ctn
G.W/N.W	: 15 Kg/14 kg
Packaging Size	: 62 cm x 35 cm x 23 cm

- Transparent Bottom
- High performance Motor
- Small Convenient Operation

### SPECIFICATION

Vacum Speed	: 1400/min
Rate Input Power	: 120 W
Rate Voltage	: 220 VAC
Frequency	: 50/60 Hz
Ampere	: 0.5A
Base/Surface	: 405 mm
Cutting Capacity	: 50 mm
Disk	: 125 mm 15/18TPI
Inclination	: 0 - 45°
Type of insulation	: Class 1
Weight	: 12 kg

### Packaging Information

Case Qty	: 1 pcs/ctn
G.W/N.W	: 12,7 Kg/12kg
Packaging Size	: 65 cm x 33 cm x 35.4 cm

- Magnetic motor with LED work Light
- Portable handle design
- Cast iron base
- Variable speed design

### SPECIFICATION

No Load Speed	: 5,500 rpm
Diameter Saw Blade	: 185 mm/7"
Rate Input Power	: 900 W
Rate Voltage	: 220 VAC
Frequency	: 50/60 Hz
Ampere	: 4 A
Max. Cutting Capacity	: 210 x 60 mm
Blade size	: 185 x 25.4 x 24T
Weight	: 6.4 kg

### Packaging Information

Case Qty	: 1 pcs/ctn
G.W/N.W	: 6.4 Kg/5.4 kg
Packaging Size	: 49 cm x 31cm x 28.5 cm

- Strong and stable steel machine cabinet
- Quick lock device and fine adjustable handle
- Quick designed ripping fence with magnifying glass



## RMS180-1 MITER SAW 7" (SLIDING)



INCLUDE : User Manual, Warranty Card, Clam Set, 1 Pcs Blade



### SPECIFICATION

No Load Speed	: 4,500 rpm
Diameter Saw Blade	: 185 mm/7"
Rate Input Power	: 1650 W
Rate Voltage	: 220 VAC
Frequency	: 50/60 Hz
Ampere	: 7.5 A
Max. Cutting Capacity	: 210 x 60 mm
Blade size	: 185 x 25.4 x 24T
Weight	: 10 kg

### Packaging Information

Case Qty	: 1 pcs/ctn
G.W/N.W	: 12,6 Kg/10 kg
Packaging Size	: 65,6 cm x 45,2 cm x 38,9 cm

- Aluminum work-table, made at aluminum alloy designed for secure grip
- Ergonomic Designed D-Handles with Soft Grip for Improved comfort
- Transparent lower guard for additional safety

## RMS255 MITER SAW 10"



INCLUDE : User Manual, Warranty Card, Clam Set, 1 Pcs Blade



### SPECIFICATION

No Load Speed	: 4,800 rpm
Diameter Saw Blade	: 255 mm/10"
Rate Input Power	: 1650 W
Rate Voltage	: 220 VAC
Frequency	: 50/60 Hz
Ampere	: 7.5 A
Max. Depth	: 30 mm
Weight	: 12.5 kg

### Packaging Information

Case Qty	: 1 pcs/ctn
G.W/N.W	: 12.5 Kg/11.5 kg
Packaging Size	: 44 cm x 57 cm x 44 cm

- 100% Copper wire motor for powerful performance
- D-handle design for easy and comfortable design
- Heavy Duty Aluminum Base ensures accurate cuts
- Shaft lock for easy blade changes

## RMC110-2 MARBLE CUTTER 110 MM



INCLUDE : User Manual, Warranty Card, 2 Carbon Brush, 1 Pc Key Pass, 1 Pc L Key, Guide Set.




### SPECIFICATION

No Load Speed	: 0 - 13,000 rpm
Saw Blade	: 110 mm
Cutting Depth (90°)	: 34 mm
Cutting Depth (45°)	: 22 mm
Rate Input Power	: 1200 W
Rate Voltage	: 220 VAC
Frequency	: 50/60 Hz
Ampere	: 5.4A
Weight	: 3.5 kg

### Packaging Information

Case Qty	: 4 pcs/ctn
G.W/N.W	: 14 Kg/12 kg
Packaging Size	: 48 cm x 30.5 cm x 40 cm

- Double Insulation
- High Performance Motor
- Dry wet amphibious cutting
- Cut stone, ceramic tile, Marble, Concrete



# RPL82-3A PLANNER



## Selling Point Information

- Double Insulation
- Strong and lightweight
- Precision work efficiency
- Switch Lock
- Ergonomic Handle

## SAFETY INSTRUCTION



**INCLUDE** : User Manual, Warranty Card, 2 Pcs Carbon Brush

## TECHNICAL INFORMATION

The RYU (UN) PLANNER RPL82-3A is a planer or planer machine that functions to flatten or shrink the surface of the wood to become smooth. PLANNER RPL82-3A engine produced by the RYU factory, this machine has an electric power of 570 Watts and a no-load speed of 15000 rpm. 82mm flatten surface width to 1mm depth. A compact and powerful machine suitable for all heavy work, be it construction, making doors and furniture, furniture, hobbies, and others.

## SPECIFICATION

Rate Input Power	: 570 W
Rate Voltage	: 220 V±15%V
Frequency	: 50/60 Hz
No Load Speed	: 0 - 15000 rpm
Planing width	: 82 mm
Planing depth	: Max. 2.5 mm
Weight	: 3.3 kg

### Packaging Information

Case Qty	: 6 pcs/ctn
G.W/N.W	: 20.0Kg/19.0 kg
Packaging Size	: 53.0 cm x 33.0 cm x 36.5 cm

**RPS110  
PALM SANDER 110 X 100 MM**



INCLUDE : User Manual, Warranty Card, 2 Pcs Carbon Brush.

**SPECIFICATION**

No Load Speed	: 12,000 rpm
Rate Input Power	: 170 W
Rate Voltage	: 220 VAC
Frequency	: 50/60 Hz
Ampere	: 0.7A
Cashion Size	: 110 x100 mm
Weight	: 1.5 kg

**Packaging Information**

Case Qty	: 10 pcs/ctn
G.W/N.W	: 15 Kg/13 kg
Packaging Size	: 62 cm x 20.5 cm x 31cm

- Double Insulation
- One-handed Operation
- High Performance Motor
- External carbon brushes

**ROS13-1A  
ORBITAL SANDER**



INCLUDE : User Manual, Warranty Card, 2 Pcs Carbon Brush

**SPECIFICATION**

No Load Speed	: 10,000 rpm
Rate Input Power	: 180 W
Rate Voltage	: 220 VAC
Frequency	: 50/60 Hz
Ampere	: 0.8A
Sandpaper Size	: 180 x 90 mm
Weight	: 1.9 kg

**Packaging Information**

Case Qty	: 10 pcs/ctn
G.W/N.W	: 19 Kg/18 kg
Packaging Size	: 52 cm x 32 cm x 34 cm

- Double Insulation
- Simple Sandpaper Clip
- High Performance Motor
- External carbon brushes

## RGT350 GRASS TRIMMER



INCLUDE : User Manual, Warranty Card, Safety Cover, Wire Blade



### SPECIFICATION

No Load Speed	: 12,000 rpm
Rate Input Power	: 350 W
Rate Voltage	: 220 VAC
Frequency	: 50/60 Hz
Ampere	: 1.5A
Working Width	: 250 mm
Height Setting	: 0 – 120 mm
Round Cut	: 180°
Weight	: 2.5kg

### Packaging Information

Case Qty	: 4 pcs/ctn
G.W/N.W	: 10 Kg/8 kg
Packaging Size	: 94 cm x 44 cm x 24,5 cm

- Double Insulation
- Work Fast with Light on the Front
- High Performance motor
- The most Suitable Tools grinding Work

## RVC15 VACUUM CLEANER



INCLUDE : User Manual, Warranty Card, 3 Pcs Shock Adjuster Pipe, 3 Type Nozzle Set



### SPECIFICATION

No Load Speed	: 10,000 rpm
Rate Input Power	: 650 W
Rate Voltage	: 220 VAC
Frequency	: 50/60 Hz
Ampere	: 2.9A
Suction Power	: 18 KPA
Weight	: 4.8 kg

### Packaging Information

Case Qty	: 1 pcs/ctn
G.W/N.W	: 4.80 Kg/4.50 kg
Packaging Size	: 52 cm x 35.2 cm x 34 cm

- Powerful Suction
- Blow Function
- Powerful Motor
- Strong Plastic Tank
- 15 L Tank Capacity

## RED16RE ELECTRIC DRILL MIXER 16 MM



INCLUDE : User Manual, Warranty Card, 2 Carbon Brush, 1 Pc Key Chuck, 1 Pc Head Chuck 16 mm, 2 Model Handle



### SPECIFICATION

No Load Speed	: 1,200 rpm
Chuck Capacity	: 16 mm
Rate Input Power	: 950 W
Rate Voltage	: 220 VAC
Frequency	: 50/60 Hz
Ampere	: 4.3 A
Weight	: 4.9 kg

### Packaging Information

Case Qty	: 5 pcs/ctn
G.W/N.W	: 27.7 Kg/27.3 kg
Packaging Size	: 47 cm x 21 cm x 29 cm

- Full 360° Rotatable D-handle with 24-Positive Stop for
- Multi-position Operation
- High Continuous rating Input
- Aluminum Housing is More Durable
- Lock-on Switch for More Safety and easier





## RSE800 SPRAY GUN ELECTRIC 800 ML



INCLUDE : User Manual, Warranty Card, 1 Pc Sprayer, 2 Pcs Seal Tank

### SPECIFICATION

No Load Speed	: 3,000 rpm
Rate Input Power	: 450 W
Rate Voltage	: 220 VAC
Frequency	: 50/60 Hz
Ampere	: 2 A
Size Nozzle	: 2.6 mm
Flow Rate	: 740 ml/min
Air Pressure	: 13 kpa
Container Capacity	: 800 ml
Weight	: 1.5 kg

### Packaging Information

Case Qty	: 4 pcs/ctn
G.W/N.W	: 6,6 Kg/6 kg
Packaging Size	: 54 cm x 28.5 cm x 29 cm

- High Volume low pressure
- Waterproof "ON/OFF" switch
- Vertical fan, horizontal fan and around
- Accessories : viscosity cup

### SPECIFICATION

No Load Speed	: 3,000 rpm
Rate Input Power	: 650 W
Rate Voltage	: 220 VAC
Frequency	: 50/60 Hz
Ampere	: 2.9A
Size Nozzle	: 2.4 mm
Flow Rate	: 740 ml/min
Air Pressure	: 13 kpa
Container Capacity	: 800 ml
Extension Length	: 160 cm
Weight	: 1.6 kg

### Packaging Information

Case Qty	: 4 pcs/ctn
G.W/N.W	: 10 Kg/9,3 kg
Packaging Size	: 47.5 cm x 36.5 cm x 42 cm

- High Performance Motor
- Flexible Electric Spray Gun
- With Double Nozzle

### SPECIFICATION

No Load Speed	: 5,800 rpm
Power Motor	: 50 W
Voltage	: 12 VDC
Volume Output	: 63 L/min
Diameter Outlet	: 25 mm/1"
Delivery Head	: 4 m
Frequency	: 50/60 Hz
Ampere	: 4.1A
Water Temperature	: 0 – 60°C
Weight	: 1.1 kg

### Packaging Information

Case Qty	: 20 pcs/ctn
G.W/N.W	: 23,5 Kg/22,5 kg
Packaging Size	: 52 cm x 27,5 cm x 40 cm

- Large Delivery Volume and Pressure
- Small Size light compact and easy to handle
- Easy to cleaner

## RSE800-1 SPRAY GUN ELECTRIC 800-1 ML



INCLUDE : User Manual, Warranty Card

## RWP25DC WATER PUMP 25 DC



INCLUDE : User Manual, Warranty Card, Elbow Hose

## REW10 ELECTRIC WRENCH 10 MM



INCLUDE : User Manual, Warranty Card, 2 Pcs Carbon Brush



### SPECIFICATION

Hex Shank	: 10 mm
No Load Speed	: 0 - 3,600 rpm
Rate Input Power	: 230 W
Rate Voltage	: 220 VAC
Frequency	: 50/60 Hz
Ampere	: 1.0 A
Weight	: 1.45 kg

### Packaging Information

Case Qty	: 10 pcs/ctn
G.W/N.W	: 14.5 Kg/12.5 kg
Packaging Size	: 55 cm x 38.5 cm x 23 cm

- High-Speed Drilling
- Variable Speed Switch
- Externally Accessible Carbon Brush
- Powerful Maximum Torque of 100N.m

## RCC12 MINI AIR COMPRESSOR 12V



INCLUDE : User Manual, Warranty Card, Lightning Cable



### SPECIFICATION

Voltage	: 12 V
Working Pressure	: 8.3 Bar
Max. Pressure	: 120 psi
Air Flow Rate	: 40 L/Min
Length Cable	: 3.5 m
Weight	: 0.9 kg

### Packaging Information

Case Qty	: 6 pcs/ctn
G.W/N.W	: 6.8 Kg/6.2 kg
Packaging Size	: 46.5 cm x 18.5 cm x 24.5 cm

- 12V Adaptor
- Extra Long 3.5M Power Cable
- Easy to Read Digital Pressure Gauge
- Pressure Hose

## RMT6 MULTI TOOL SET 6 PCS



INCLUDE : User Manual, Warranty Card, 1 Pc L Key, 1 Pc Triangular EVA Sending Pad, 1 Pc Segment HSS Saw, 1 Pcs Curved Scroper Blade, 1 Pc Scroper, 6 Pcs Triangle Sand Paper.



### SPECIFICATION

No Load Speed	: 6,000 – 20,000 rpm
Rate Input Power	: 320 W
Rate Voltage	: 220 VAC
Frequency	: 50/60 Hz
Ampere	: 1.4 A
Angle Left/Right	: 1.6" – 3.2"
Safety Class	: II
Weight	: 2.3 kg

### Packaging Information

Case Qty	: 4 pcs/ctn
G.W/N.W	: 10.8 Kg/8.8 kg
Packaging Size	: 52 cm x 37 cm x 23 cm

- Oscillation Up to 20.000rpm
- More Stable with Oscillating Angle 3.2"
- Various Accessories Available

## RDG3.2 MINI DIE GRINDER 3.2 MM



**INCLUDE** : User Manual, Warranty Card, Flexible Extension, Key Chuck, L Key



### SPECIFICATION

No Load Speed	: 8,000 – 32,000 rpm
Rate Input Power	: 220 VAC
Frequency	: 50/60 Hz
Ampere	: 0.6A
Max. Drilling Diameter	: 3.2"
Safety Class	: II
Weight	: 1.4 kg

### Packaging Information

Case Qty	: 5 pcs/ctn
G.W/N.W	: 8 Kg/7 kg
Packaging Size	: 45 cm x 32 cm x 20 cm

- Mini Drill Type
- Drilling Diameter 3.2 (Max)
- No Load Speed 8000-32000rpm

## RDG6-1 DIE GRINDER 6 MM



**INCLUDE** : User Manual, Warranty Card, 2 Pcs Carbon Brush, 2 Pcs Key Pas, 3 Pcs Mounted Stone



### SPECIFICATION

No Load Speed	: 28,000 rpm
Rate Input Power	: 750 W
Rate Voltage	: 220 VAC
Frequency	: 50/60 Hz
Ampere	: 3.4 A
Tube Diameter	: 6 mm
Safety Class	: II
Weight	: 2.3 kg

### Packaging Information

Case Qty	: 10 pcs/ctn
G.W/N.W	: 23 Kg/21,8 kg
Packaging Size	: 43 cm x 44 cm x 26 cm

- Double Insulation
- Work Fast with Light on the Front
- High Performance motor
- The most Suitable Tools grinding Work



# RPW70-1 PRESSURE WASHER 70 BAR



**One-Push Hand Grip**  
More Comfortable to used

**Powerful Motor**

- High Performance with 700 Watt
- Built-in Thermal Protector
- Total Stop System



**Tempered stainless steel plungers**



**Nozzle**  
Variable Nozzle Gun and Lance



**Light Weight and handle for Easy Movement**



**Rotary ON/OFF Switch**  
For Convenient use

**High Pressure Hose with a length of 5 meters**

**3 Axial -Piston Wobble -plate pump**

## Selling Point Information

- With 700 W Power
- 70-Bar Max Pressure
- 330L Rate Flow/Hour
- Variable Nozzle Gun and Lance
- Automatic Total Stop System

**INCLUDE** : User Manual, Warranty Card, Gun And Nozzle Set, Pressure Hose

## TECHNICAL INFORMATION

The RYU (UN) PRESSURE WASHER 70 BAR is a cleaning equipment that uses high pressure water to clean a wide surface. Very effectively used to clean dirt deposits, stubborn dirt, and moss and mold that sticks. Portable shape design and included handle for easy movement. Equipped with a total stop system when not in use. the engine automatically shuts down and thermal protection to prevent overheating and increase engine life. Ideal for cleaning the surfaces of parks, garages, walls, cars and other outdoor equipment where dirt is very difficult to clean.

## SPECIFICATION

Rate Input Power	: 700 W
Rate Voltage	: 220-240 VAC
Frequency	: 50/60 Hz
Motor type	: Carbon Brush
Max. delivery rate	: 330 (l/h)
Max. pressure	: 70 bar
Weight	: 5.6 kg
<b>Packaging Information</b>	
Case Qty	: 1pc/ctn
G.W/N.W	: 6.0Kg/4.6 kg
Packaging Size	: 28.5cm x 23 cm x 37.3 cm

## RG125E GUN POLISHER



**INCLUDE** : User Manual, Warranty Card, 2 Carbon Brush, 1 Pc Key Pass, 1Pc 5" Pad Polisher Set, Handle Grip

### SPECIFICATION

No Load Speed	: 1,600 – 4,000 rpm
Rate Input Power	: 440 W
Rate Voltage	: 220 VAC
Frequency	: 50/60 Hz
Ampere	: 2A
Disc Diameter	: 125mm (5")
Weight	: 2 kg

### Packaging Information

Case Qty	: 10 pcs/ctn
G.W/N.W	: 20 Kg/18 kg
Packaging Size	: 55 cm x 43 cm x 29 cm

- High Performance Motor
- Double Insulation
- Adjust the Speed at Preset

## RG180E GUN POLISHER



**INCLUDE** : User Manual, Warranty Card, 2 Carbon Brush, 1 Pc Key Pass, 1 Pcs 7" Pad Polisher Set, Handle Grip

### SPECIFICATION

No Load Speed	: 600 – 2,000 rpm
Rate Input Power	: 900 W
Rate Voltage	: 220 VAC
Frequency	: 50/60 Hz
Ampere	: 4 A
Disc Diameter	: 180 mm
Weight	: 3 kg

### Packaging Information

Case Qty	: 3 pcs/ctn
G.W/N.W	: 9 Kg/8 kg
Packaging Size	: 40 cm x 33 cm x 26 cm

- High Performance Motor
- Double Insulation
- Adjust the Speed at Preset

## RP0180-1E ANGLE POLISHER 7"



**INCLUDE** : User Manual, Warranty Card, 2 Carbon Brush, 1 Pc Key Pass, 1 Pcs 7" Pad Polisher Set, 2 Model Handle

### SPECIFICATION

No Load Speed	: 660 – 3,000 rpm
Rate Input Power	: 1200 W
Rate Voltage	: 220 VAC
Frequency	: 50/60 Hz
Ampere	: 5.4A
Disc Diameter	: 180 mm
Weight	: 4.3 kg

### Packaging Information

Case Qty	: 2 pcs/ctn
G.W/N.W	: 8.6 Kg/7.6 kg
Packaging Size	: 47 cm x 21 cm x 29 cm

- High Performance Motor
- Double Insulation
- Adjust the Speed at Preset

## RWG700 PLASTIC WELDING



INCLUDE : User Manual, Warranty Card, Nozzle



### SPECIFICATION

Rate Input Power	: 700 W
Rate Voltage	: 220 VAC
Frequency	: 50/60 Hz
Ampere	: 3.1A
Gas Flow	: 50 - 300
Temperature	: 50 - 400°C

### Packaging Information

Case Qty	: 20 pcs/ctn
G.W/N.W	: 14 Kg/12 kg
Packaging Size	: 51 cm x 35 cm x 40 cm

- Universal fit for repairs plastic components
- Incredibly adhesive
- Compact design, easy to use and carry

## RHG600-3 HEAT GUN



INCLUDE : User Manual, Warranty Card, 2 Pcs Flow Holder



### SPECIFICATION

No Load Speed	: 210-250 / 340-380L/m
Rate Input Power	: 1800 W
Rate Voltage	: 220 VAC
Frequency	: 50/60 Hz
Ampere	: 8.1A
Temperature Control	: 2 Position
Temperature Selection	: 50-350°/50-600°
Weight	: 0.85 kg

### Packaging Information

Case Qty	: 10 pcs/ctn
G.W/N.W	: 10.5 Kg/7.5 kg
Packaging Size	: 45 cm x 29 cm x 51 cm

- More Durable & Powerful
- Hanging Hook for Easy Storage
- Over-Heat Protection

## RBL25-1 BLOWER



INCLUDE : User Manual, Warranty Card



### SPECIFICATION

No Load Speed	: 16,000 rpm
Rate Input Power	: 600 W
Rate Voltage	: 220 VAC
Frequency	: 50/60 Hz
Ampere	: 2.7A
Volume Air Flow	: 0 – 2.8m3/min
Blade size	: 185 x 25.4 x 24T
Weight	: 2.3 kg

### Packaging Information


Case Qty	: 6 pcs/ctn
G.W/N.W	: 14 Kg/12 kg
Packaging Size	: 62 cm x 28 cm x 42 cm

- Double Insulation
- Speed Control switch
- Light & Easy to carry
- High Performance Motor
- Sucking & Blowing Function



**CORDLESS**





# RCD12V CORDLESS 12V



**Single sleeve keyless chuck**  
Allow for quick and easy bit installation/removal by one hand

**Torque setting ring**  
Widerr torque range of 1-10N.m in clutch mode allows for versatile applications

**Mechanical 2-speed gearing**

**Maze Air Inlets**  
Better dustproofing and optimal air flow

**All metal gear construction**  
**fuel gauge**  
For extra-high performance durability

**With LED Job light**  
helps lighting in low light work conditions

**Variable speed control by trigger**

**battery indicator gauge**

To provide maximum boost to the bit, the top back of the handle is ergonomically calculated and widened to fit comfortably into the u-shape that forms between the user's thumb and index finger

**Forward and Reverse Button**

**Ribbed softy grip**  
Using quality materials and providing comfort allows all fingertips to hold the handle securely against the strong rotational forces of counter torque even in one-handed operation

**Belt clip**

**Powered by 12V Li-ion battery 1,5Ah**

## Selling Point Information

- Built-in LED light for work in dark areas.
- 1 Hour quick battery charger.
- Two speed powder metallurgy gearbox.
- Lithium-ion provides longer run time.
- Quick charger chuck

## SAFETY INSTRUCTION



**INCLUDE :** User Manual, Warranty Card, Charger, 2 Pcs Battery

## TECHNICAL INFORMATION

The RCD12V cordless drill/screwdriver is a high quality, high performance and compact tool for the highest demands on drilling and screwdriving jobs everywhere in the home, workshop and garage. The lithium ion battery has a battery management system for optimum control and long battery life. Good power transmission is assured by the high power and high torque motor and a robust two-speed metal gearing with reversing facility.

## SPECIFICATION

Charging time	: 1 h
Number of gear	: 2
Idle speed (gear 1)	: 0-350 rpm
Idle speed (gear 2)	: 0-1300 rpm
Max torque hard	: 24 N.m
Number of torque steps	: 18 settings
Drill chuck	: 10 mm   3/8"
Nett weight	: 1.05 kg
Gross weight	: 2.4 kg

## RCD4.8V USB CORDLESS 4.8V WITH USB CHARGER



INCLUDE : User Manual, Warranty Card, Charger Cable

## RCD4.8V-1 USB CORDLESS 4.8V-1



INCLUDE : User Manual, Warranty Card, Charger

## RCD12V-1 CORDLESS DRILL 12V-1



INCLUDE : User Manual, Warranty Card, Charger, Screwdriver Bit

### SPECIFICATION

Voltage	: 4.8 V   1.3 Ah   Li-ion
Charging time	: 2 h
Idle speed (gear 1)	: 0-200 rpm
Max torque hard	: 5 N.m
Number of torque steps	: 10 +1 settings
Drill chuck Iron Capacity	: 6 mm
Drill chuck Wood Capacity	: 6 mm
Weight	: 1.3 kg

### Packaging Information

Case Qty	: 5 pcs/ctn
G.W/N.W	: 6.5 Kg/6 kg
Packaging Size	: 46.5 cm x 23 cm x 19 cm

- 60° Swivelling Handle
- USB Charger + LED Torch
- 10 + 1 Torque Setting
- Ergonomic Handle

### SPECIFICATION

Voltage	: 4.8 V   1.3 Ah   Li-ion
Charging time	: 3 h
Idle speed (gear 1)	: 0-200 rpm
Max torque hard	: 3 N.m
Number of torque steps	: 10 +1 settings
Drill chuck Iron Capacity	: 6 mm
Drill chuck Wood Capacity	: 6 mm
Weight	: 0.8 kg

### Packaging Information

Case Qty	: 10 pcs/ctn
G.W/N.W	: 8.5 Kg/8kg
Packaging Size	: 47 cm x 33 cm x 23.5 cm

- Charging Time : 3 Hours
- Soft Grip for Comfort
- 24 Pcs Bits
- Ergonomic Handle

### SPECIFICATION

Voltage	: 12 V   1.5 Ah   Li-ion
Charging time	: 1 h
Number of gear	: 2
Idle speed (gear 1)	: 0-350 rpm
Idle speed (gear 2)	: 0-1,300 rpm
Drill chuck Iron Capacity	: 10 mm
Drill chuck Wood Capacity	: 10 mm
Number of torque steps	: 18 settings
Drill chuck	: 10 mm   3/8"
Net weight	: 0.92 kg

### Packaging Information

Case Qty	: 10 pcs/ctn
G.W/N.W	: 12.8 Kg/10.8 kg
Packaging Size	: 42 cm x 37 cm x 23.5 cm

- More easier with Switch Lock
- Comfortable Rubberized Grip
- Powerful, Comfort and Light Weight
- Variable Speed Switches

## RCI20V CORDLESS IMPACT DRILL 20V



**INCLUDE** : User Manual, Warranty Card, Charger, Screwdriver Bit Set, Drill Bit Wood 4,5,6 mm, Masonry 4,5,6 mm, Shock 5-13 mm, Flexibel Stick.

### SPECIFICATION

Voltage	: 20 V   1.5 Ah   Li-ion
Charging time	: 1 h
Impact rate	: 0- 3.000/ipm
Drill chuck Iron Capacity	: 10 mm
Drill chuck Wood Capacity	: 10 mm
Max Torque	: 32 Nm
Number of torque steps	: 18 settings
Drill chuck	: 10 mm   3/8"
Net weight	: 3.14 kg

### Packaging Information

Case Qty	: 5 pcs/ctn
G.W/N.W	: 17.2 Kg/15.2 kg
Packaging Size	: 57 cm x 35.5 cm x 30 cm

- Built-in LED Light for Work in Dark Areas
- Comfortable Rubberized Grip
- 1Hour Quick Time battery Charger
- Variable Speed Switches

## RCG7 CORDLESS GLUE GUN 7 MM



**INCLUDE** : User Manual, Warranty Card, 2 Pcs Glue Stick, Charger, Charger Cable.

### SPECIFICATION

Input Power	: 12 W
Voltage	: 3.7 V
Flow of Glue	: 8-10 M/G
Preheat Time	: 15 sec
Battery Capacity	: 1500 mAh
Size Stick	: 7 mm
Weight	: 0.5 kg

### Packaging Information

Case Qty	: 20 pcs/ctn
G.W/N.W	: 10.8 Kg/9.4kg
Packaging Size	: 57 cm x 22.5 cm x 34 cm

- Quick Dry
- Easy Charging
- Quick Start 15 Sec
- Constant Electronic

## RCW3.6 CORDLESS WINDOW CLEANER 3.6 V



**INCLUDE** : User Manual, Warranty Card, 2 Pcs Holder, 1 Pcs Microfiber, Handle

### SPECIFICATION

Voltage	: 3.6V   1.5Ah   Li-ion
Input Power	: 14 W
Ampere	: 3.8A
Container Capacity Working	: 250 ml
Tank Capacity Dirty Water	: 160 ml
Weight	: 1.5 kg

### Packaging Information

Case Qty	: 6 pcs/ctn
G.W/N.W	: 8.85 Kg/7.50 kg
Packaging Size	: 51 cm x 39.5 cm x 32.5 cm

- Clean Window Quick, easy and streak free
- No annoying water mess on floor or windows
- For all smooth surface, e.g. glass, mirror, shower and wall tiles
- Integrated spray function with detergent tank







**RCW20  
CORDLESS IMPACT WRENCH  
20V**



INCLUDE : User Manual, Warranty Card, 2 Pcs Battery, Charger

**SPECIFICATION**

Voltage	: 20 Volt
Battery Curent	: 4 Ah
Drive	: 1/2" (13 mm)
No load Speed	: 0 - 2,400 rpm
Torque Max	: 320 Nm
Speed Setting	: 2 posisi
Battery	: Lithium-ion
Motor	: Brushless
Weight	: 3.5 kg

**Packaging Information**

Case Qty	: 5 pcs/ctn
G.W/N.W	: 19.5 Kg/18 kg
Packaging Size	: 64.5 cm x 36.5 cm x 34 cm

- High performance brushless motor
- Powerfull maximum torque of 320N.m
- 1 hour quick time battery charge
- Lithium-ion provides longer run time

**RCG20  
CORDLESS GRINDER 20V**



INCLUDE : User Manual, Warranty Card, 2 Pcs Battery, Charger

**SPECIFICATION**

Voltage	: 20 Volt
Battery Curent	: 3 Ah
Disc Diameter	: 100 mm (4")
No load Speed	: 8500 rpm
Speed Setting	: 2 position
Battery	: Lithium-ion
Weight	: 3.5 kg

**Packaging Information**

Case Qty	: 5 pcs/ctn
G.W/N.W	: 19.5 Kg/18 kg
Packaging Size	: 64.5 cm x 36.5 cm x 34 cm

- High performance brushless motor
- Adjustable safety protect guard for disc
- 1 hour quick time battery charger
- Lithium-ion provides longer run time





# ACCESSORIES



# AC-CW014

## CUTTING WHEEL DOUBLE LAYER 105 MM X 1.2 MM X 16 MM (4")

**Outer Dia**

**Wheel thickness**

**Centre hole dia**

**Letter code indicating the type of bonding of the millstone**  
"BF" means for Resinoid Reinforced gluing

**Letter code that indicates the level of hardness and bond strength of the grinding stone**  
"T" means for a very hard level of hardness

**A numeric code indicating the surface roughness of the grinding stone**  
"60" means for medium surface

**Letter code that indicates the material and material content of the grinding stone**  
"A" means (Aluminum Oxide) for cutting iron / metal

**Size Inches**

**Selling Point Information**

- For Stainless Steel & Metal
- Suitable to Any Brand Grinder
- High Quality Materials
- Sharper & Faster

**Safety note**

TEKIRO CORPORATION  
Japan Technology

### Selling Point Information

- For Stainless Steel & Metal
- Suitable to Any Brand Grinder
- High Quality Materials
- Sharper & Faster

### SAFETY INSTRUCTION

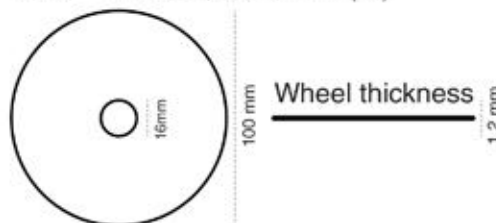


### TECHNICAL INFORMATION

CUTTING WHEEL DOUBLE LAYER 105 MM X 1.2 MM X 16 MM (4") is cutting wheel Versatile and irreplaceable quality, giving you the convenience of cutting iron and metal materials with medium surfaces plus a very hard hardness level increases work efficiency as well as a level of precision and has super long durability.

### SPECIFICATION

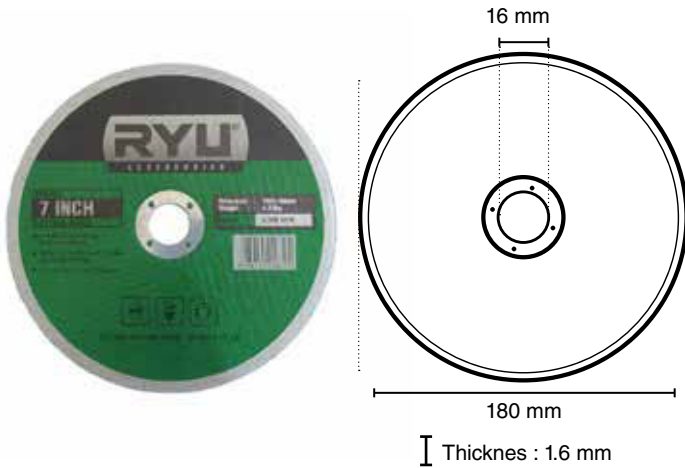
Size : 100 x 1,2 x 16 mm (4")



#### Packaging Information

Qty : 20 pc/inner  
Case Qty : 600 pcs/ctn  
G.W/N.W : 16 Kg/15 kg  
Packaging Size : 36 cm x 23 cm x 26.5 cm

**AC-CW017**  
**CUTTING WHEEL 180 MM X 1,6 MM**



**DESCRIPTION**

Size : 180 x 1.6 mm  
MAX.RPM : 15,300


**Packaging Information**

Qty : 8 pc/inner  
Case Qty : 200 pcs/ctn  
G.W/N.W : 20 Kg/19 kg  
Packaging Size : 38 cm x 20 cm x 26.5 cm

- For stainless steel & metal
- Suitable to any brand grinder
- High quality material



**AC-DD018**  
**DIAMOND DISC DRY**  
**110 X 10 X 1.8 MM (4")**



**DESCRIPTION**

Size : 110 X 10 X 1.8 mm  
MAX.RPM : 15,300

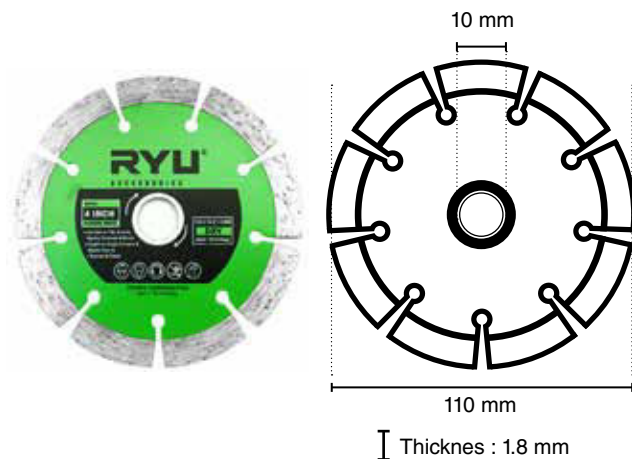
**Packaging Information**

Qty : 12 pcs/inner  
Case Qty : 120 pcs/ctn  
G.W/N.W : 15 Kg/14 kg  
Packaging Size : 29 cm x 23 cm x 21 cm

- For use on tile, granite, marble, concrete & bricks
- Usable on angle grinders & marble cutters



**AC-DD019**  
**DIAMOND DISC WET**  
**110 X 10 X 1.8 MM**



**DESCRIPTION**

Size : 110 X 10 X 1.8 mm  
MAX.RPM : 15,300

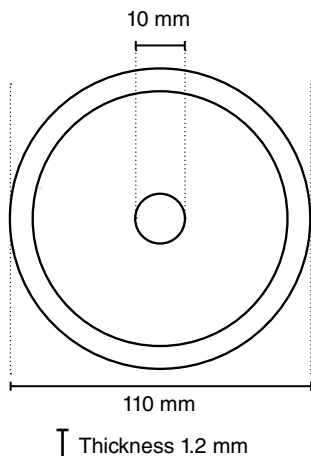
**Packaging Information**

Qty : 12 pcs/inner  
Case Qty : 120 pcs/ctn  
G.W/N.W : 15 Kg/14 kg  
Packaging Size : 29 cm x 24 cm x 21 cm

- For use on tile, granite, marble, concrete & bricks
- Usable on angle grinders & marble cutters



**AC-DD180**  
**DIAMOND WHEEL TURBO**  
**110 X 10 X 1.2 MM (4")**



**DESCRIPTION**

Size : 110 X 10 X 1.2 mm (4")  
 MAX.RPM : 15.300

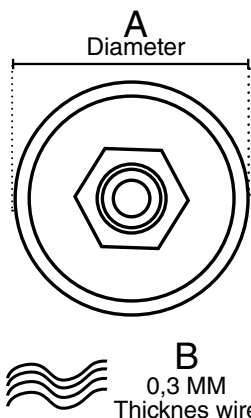
**Packaging Information**

Qty : 10 pcs/inner  
 Case Qty : 200 pcs/ctn  
 G.W/N.W : 19.3 Kg/18.3 kg  
 Packaging Size : 40.5 cm x 31 cm x 21 cm

- For Use ON Tile, Granits, Marble, Concrete & Brica
- Usable On Angle Grinder & Marble Cutters
- Sharper & Faster



**CUP BRUSH TWIST**



**DESCRIPTION**

ITEM CODE	A (MM)	B (MM)	MAX RPM
AC-CB013	75 (3")	0,3	12,500
AC-CB012	100 (4")	0,3	8,500

**Packaging Information ( AC-CB013)**

Qty : 10 pcs/inner  
 Case Qty : 60 pcs/ctn  
 G.W/N.W : 19.96 Kg/18 kg  
 Packaging Size : 60 cm x 39 cm x 26 cm

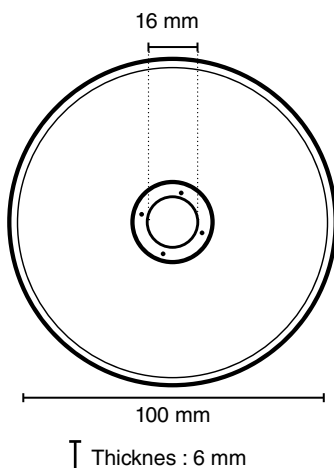
**Packaging Information (AC-CB012)**

Qty : 4 pcs/inner  
 Case Qty : 24 pcs/ctn  
 G.W/N.W : 14 Kg/13 kg  
 Packaging Size : 66 cm x 25 cm x 32 cm

- for used to bind and clean heavy impurities such as rust, iron scale, oysters
- usable on angle grinders
- More Stronger



**AC-GW154**  
**GRINDING WHEEL DOUBLE LAYER**  
**100 MM X 6 MM X16 MM (4")**



**DESCRIPTION**

Size : 100 X 6 X 16 mm (4")  
 MAX.RPM : 15.300

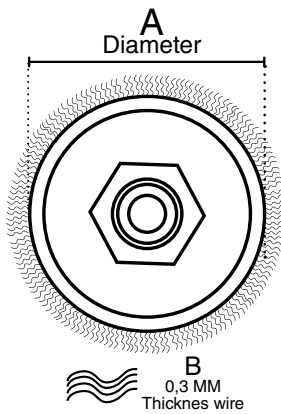
**Packaging Information**

Qty : 25 pcs/inner  
 Case Qty : 200 pcs/ctn  
 G.W/N.W : 21 Kg/20 kg  
 Packaging Size : 45 cm x 23 cm x 20 cm

- For Stainless Steel & Metal
- Suitable to Any Brand Grinder
- High Quality Materials



## CUP BRUSH CRIMPED



- For used to bind and clean heavy impurities such as rust, iron scale, oysters
- Usable on angle grinders
- More Stronger

### DESCRIPTION

ITEM CODE	A (MM)	B (MM)	MAX RPM
AC-CB011	75 (3")	0,3	12,500
AC-CB010	100 (4")	0,3	8,500

#### Packaging Information (AC-CB011)

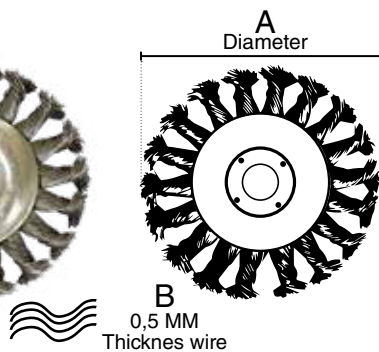
Qty	: 10 pcs/inner
Case Qty	: 60 pcs/ctn
G.W/N.W	: 18 Kg/17 kg
Packaging Size	: 61 cm x 39.5 cm x 26.8 cm

#### Packaging Information (AC-CB010)

Qty	: 4 pcs/inner
Case Qty	: 24 pcs/ctn
G.W/N.W	: 12 Kg/11 kg
Packaging Size	: 66 cm x 26 cm x 32 cm



## TWIST KNOT TWISTED



#### Packaging Information (AC-TK135)

Qty	: 1 pc/inner
Case Qty	: 30 pcs/ctn
G.W/N.W	: 16 Kg/14 kg
Packaging Size	: 51 cm x 32.5 cm x 19 cm

- Suitable for any brand grinder
- High quality Materials
- Easy to use

#### Packaging Information (AC-TK136)

Qty	: 1 pc/inner
Case Qty	: 20 pcs/ctn
G.W/N.W	: 20 Kg/19 kg
Packaging Size	: 43 cm x 22 cm x 38 cm

### DESCRIPTION

ITEM CODE	A (MM)	B (MM)	MAX RPM
AC-TK133	100 (4")	0.5	6,000
AC-TK134	125 (5")	0.5	6,000
AC-TK135	150 (6")	0.5	6,000
AC-TK136	200 (8")	0.5	6,000

#### Packaging Information (AC-TK133)

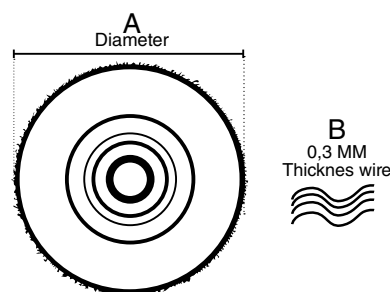
Qty	: 1 pc/inner
Case Qty	: 60 pcs/ctn
G.W/N.W	: 13 Kg/12 kg
Packaging Size	: 34 cm x 23 cm x 33 cm

#### Packaging Information (AC-TK134)

Qty	: 1 pc/inner
Case Qty	: 40 pcs/ctn
G.W/N.W	: 14 Kg/13 kg
Packaging Size	: 41 cm x 27 cm x 25 cm



## CIRCULAR BRUSH CRIMPED



#### Packaging Information (AC-CL004)

Qty	: 1 pcs/inner
Case Qty	: 30 pcs/ctn
G.W/N.W	: 18 Kg/16 kg
Packaging Size	: 51 cm x 18.5 cm x 36 cm

- Suitable for any brand grinder
- High quality Materials
- Easy to use

#### Packaging Information (AC-CL005)

Qty	: 1 pcs/inner
Case Qty	: 20 pcs/ctn
G.W/N.W	: 18 Kg/16 kg
Packaging Size	: 43 cm x 21 cm x 38 cm



### DESCRIPTION

ITEM CODE	A (MM)	B (MM)	MAX RPM
AC-CL002	100 (4")	0.3	6,000
AC-CL003	125 (5")	0.3	6,000
AC-CL004	150 (6")	0.3	6,000
AC-CL005	200 (8")	0.3	6,000


#### Packaging Information (AC-CL002)

Qty	: 1 pcs/inner
Case Qty	: 60 pcs/ctn
G.W/N.W	: 15.5 Kg/13.05 kg
Packaging Size	: 34 cm x 22 cm x 32 cm

#### Packaging Information (AC-CL003)

Qty	: 1 pcs/inner
Case Qty	: 40 pcs/ctn
G.W/N.W	: 14.05 Kg/12.05 kg
Packaging Size	: 41 cm x 26 cm x 25 cm

## TWIST KNOT CRIMPED



### Packaging Information (AC-TK131)

Qty : 1 pc/inner  
Case Qty : 30 pcs/ctn  
G.W/N.W : 11 Kg/9 kg  
Packaging Size : 50 cm x 32.5 cm x 19 cm

- Suitable for any brand grinder
- High quality Materials
- Easy to use

### Packaging Information (AC-TK132)

Qty : 1 pc/inner  
Case Qty : 20 pcs/ctn  
G.W/N.W : 14 Kg/12 kg  
Packaging Size : 43 cm x 21 cm x 39 cm



## DESCRIPTION

ITEM CODE	A (MM)	B (MM)	MAX RPM
AC-TK129	100 (4")	0.3	6,000
AC-TK130	125 (5")	0.3	6,000
AC-TK131	150 (6")	0.3	6,000
AC-TK132	200 (8")	0.3	6,000

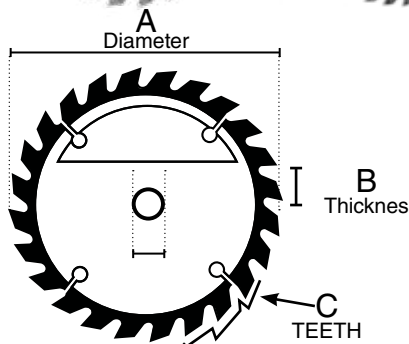
### Packaging Information (AC-TK129)

Qty : 1 pc/inner  
Case Qty : 60 pcs/ctn  
G.W/N.W : 8 Kg/7 kg  
Packaging Size : 34 cm x 22 cm x 32 cm

### Packaging Information (AC-TK130)

Qty : 1 pc/inner  
Case Qty : 40 pcs/ctn  
G.W/N.W : 15 Kg/6 kg  
Packaging Size : 41 cm x 26.5 cm x 23 cm

## CIRCULAR SAW BLADE 24 & 40 TEETH



- For Cutting wood
- Suitable for 4" Circular
- High Quality Material
- Sharper & faster



## DESCRIPTION

ITEM CODE	A (MM)	B (MM)	C (TEETH)	MAX RPM
AC-BD151	180	1,6	24	7,500
AC-BD137	180	1,6	40	7,500
AC-BD142	100	1,6	40	7,500

### Packaging Information (AC-BD137)

Qty : 5 pcs/inner  
Case Qty : 40 pcs/ctn  
G.W/N.W : 14 Kg/14 kg  
Packaging Size : 27 cm x 25 cm x 31 cm


### Packaging Information (AC-BD151)

Qty : 10 pcs/inner  
Case Qty : 40 pcs/ctn  
G.W/N.W : 14 Kg/13 kg  
Packaging Size : 49.5 cm x 26 cm x 16 cm

### Packaging Information (AC-BD142)

Qty : 4 pcs/inner  
Case Qty : 100 pcs/ctn  
G.W/N.W : 8.5 Kg/8 kg  
Packaging Size : 27 cm x 19.8 cm x 15 cm

## AC-BD145 MULTI CUTTER 4" X 40 T



## DESCRIPTION


Size : 100 mm (4") X 40 TEETH  
MAX.RPM : 7,500

### Packaging Information

Qty : 25 pcs/inner  
Case Qty : 100 pcs/ctn  
G.W/N.W : 9 Kg/8 kg  
Packaging Size : 27 cm x 22 cm x 16 cm

- For Cutting wood, plastic, aluminium
- Suitable for 4" Grinder
- High Quality Material
- Sharper & faster







# AC-DB107 SDS PLUS


## Selling Point Information

- SDS plus-1 Drill Bit is optimized for drilling in concrete
- 2-cutter Tungsten Carbide plate makes the bit extra tough
- 2-flute U-shape flute design provides effective dust removal and standard lifetimes
- Compatible all rotary hammer with SDS plus holder

## TECHNICAL INFORMATION

RYU (AC) RYU SDS PLUS AC-DB107 is optimized for drilling concrete. Its 2-cutter Tungsten Carbide plate makes the bit extra tough while its 2-flute U-shape flute design provides effective dust removal and standard lifetime. The bit is intended for use on masonry and concrete. It is compatible with all rotary hammers with SDS plus holder.

ITEM CODE	A (MM)	B (MM)	C (MM)
AC-DB107	5.0	50	110
AC-DB108	5.5	50	110
AC-DB109	6.0	50	110
AC-DB110	6.0	100	160
AC-DB111	6.5	100	160
AC-DB112	7.0	100	160
AC-DB113	8.0	50	110
AC-DB114	8.0	100	160
AC-DB115	9.0	150	210
AC-DB116	10.0	100	160
AC-DB117	10.0	150	210
AC-DB118	10.0	200	260
AC-DB119	10.0	240	300
AC-DB120	12.0	100	160
AC-DB121	14.0	150	210
AC-DB122	16.0	150	210
AC-DB123	16.0	240	300
AC-DB124	16.0	400	460
AC-DB125	18.0	240	300
AC-DB126	20.0	240	300
AC-DB127	22.0	200	260
AC-DB128	24.0	200	260




**Normal Centering tip**  
for optimal hole geometry and provides rounder holes



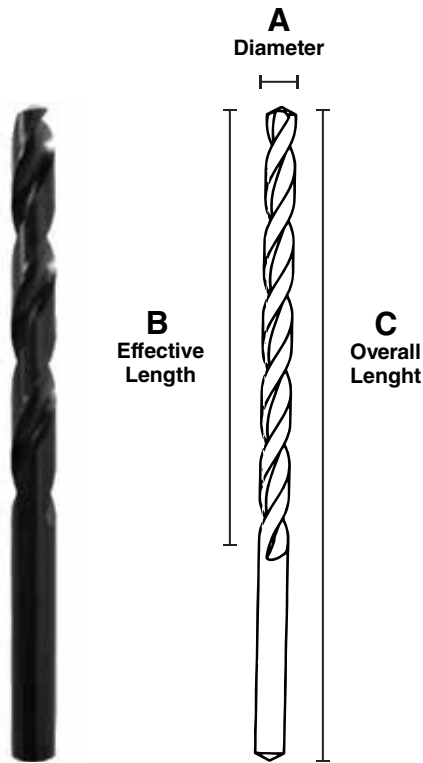
perfectly tilted thread for easier sewage removal



SDS Plus is compatible with all rotary hammer drill brands



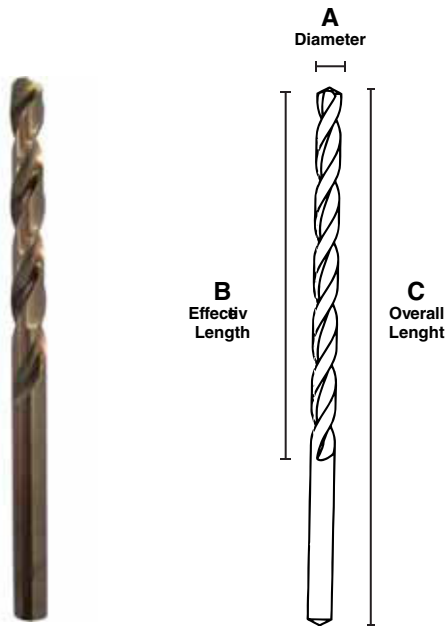
# HSS PRO DRILL BITS



- 5X More Sharper
- 5X More Stronger
- Standard DIN 338
- 135 Point Sharper

Item Code	A (mm)	B (mm)	C (mm)
AC-DB050	1.0	12	34
AC-DB051	1.5	18	40
AC-DB052	2.0	24	49
AC-DB053	2.5	30	57
AC-DB054	3.0	33	61
AC-DB055	3.5	39	70
AC-DB056	4.0	43	75
AC-DB057	4.5	47	80
AC-DB058	5.0	52	86
AC-DB059	5.5	57	93
AC-DB060	6.0	57	93
AC-DB061	6.5	63	101
AC-DB062	7.0	69	109
AC-DB063	7.5	69	109
AC-DB064	8.0	75	117
AC-DB065	8.5	75	117
AC-DB066	9.0	81	125
AC-DB067	9.5	81	125
AC-DB068	10.0	87	133
AC-DB069	10.5	87	133
AC-DB070	11.0	94	142
AC-DB071	11.5	94	142
AC-DB072	12.0	101	151
AC-DB073	12.5	101	151
AC-DB074	13.0	101	151

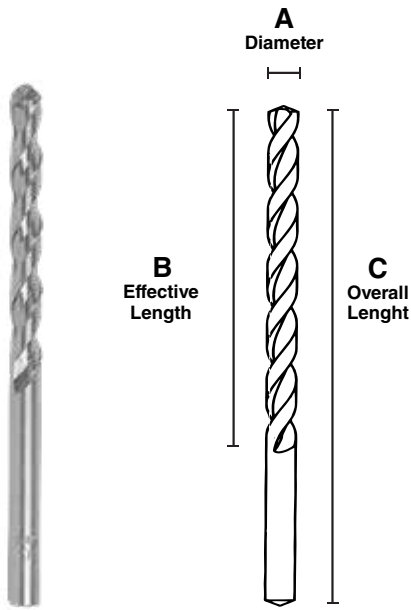
# HSS COBALT DRILL BITS



- 5X More Sharper
- 5X More Stronger
- Standard DIN 338
- 135 Point Sharper

Item Code	A (mm)	B (mm)	C (mm)
AC-DB028	2.0	24	49
AC-DB029	2.5	30	57
AC-DB030	3.0	33	61
AC-DB031	3.5	39	70
AC-DB032	4.0	43	75
AC-DB033	4.5	47	80
AC-DB034	5.0	52	86
AC-DB035	5.5	57	93
AC-DB036	6.0	57	93
AC-DB037	6.5	63	101
AC-DB038	7.0	69	109
AC-DB039	7.5	69	109
AC-DB040	8.0	75	117
AC-DB041	8.5	75	117
AC-DB042	9.0	81	125
AC-DB043	9.5	81	125
AC-DB044	10.0	87	133
AC-DB045	11.0	94	142
AC-DB046	12.0	101	151
AC-DB047	13.0	101	151

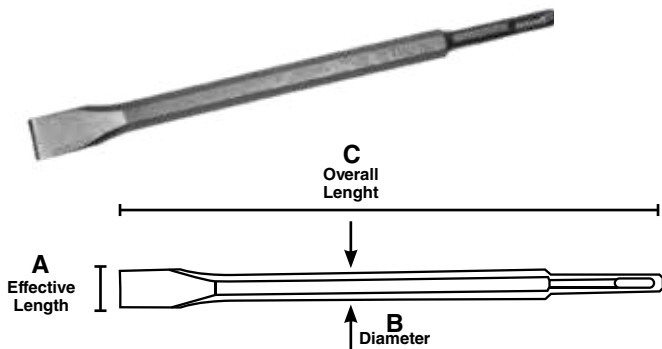
# MASONRY



- 5X More Sharper
- 5X More Stronger
- Standard DIN 338
- 135 Point Sharper

Item Code	A (mm)	B (mm)	C (mm)
AC-DB077	3.0	40	70
AC-DB078	3.5	45	75
AC-DB079	4.0	40	70
AC-DB081	5.0	50	80
AC-DB083	5.5	50	80
AC-DB085	6.0	60	100
AC-DB086	6.5	60	100
AC-DB088	7.0	60	110
AC-DB090	8.0	80	125
AC-DB091	10.0	80	125
AC-DB092	10.0	80	140
AC-DB093	12.0	90	140
AC-DB094	12.0	90	160
AC-DB096	14.0	90	200
AC-DB098	16.0	90	200
AC-DB100	17.0	90	200
AC-DB102	19.0	100	200
AC-DB104	22.0	100	200
AC-DB105	25.0	210	300

## SDS PLUS FLAT CHISEL 22 X 14 X 280 MM



### DESCRIPTION

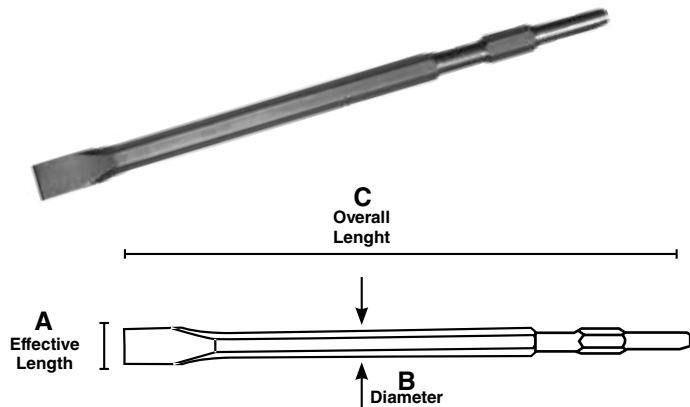
ITEM CODE	A (MM)	B (MM)	C (MM)
AC-CH026	22.0	14.0	280

#### Packaging Information

Qty : 1 pc/inner  
 Case Qty : 50 pcs/ctn  
 G.W/N.W : 15 Kg/14 kg  
 Packaging Size : 32 cm x 20 cm x 16 cm

- 5X More Stronger
- Suitable for any brand Rotary Hammer
- High Quality Materials
- Easy to Use SDS Plus

## HEXAGON FLAT CHISEL



### DESCRIPTION

ITEM CODE	A (MM)	B (MM)	C (MM)
AC-CH020	25.0	17	280
AC-CH021	25.0	17	400
AC-CH022	35.0	30	450

#### Packaging Information (AC-CH020)

Qty : 1 pc/inner  
 Case Qty : 50 pcs/ctn  
 G.W/N.W : 22 Kg/21 kg  
 Packaging Size : 32 cm x 24 cm x 13 cm

#### Packaging Information (AC-CH022)

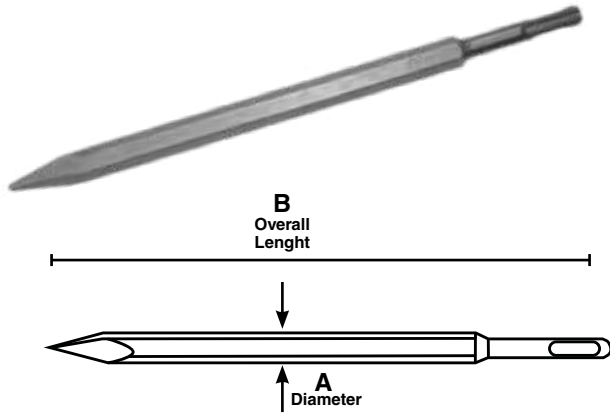
Qty : 1 pc/inner  
 Case Qty : 10 pcs/ctn  
 G.W/N.W : 17.5 Kg/16.5 kg  
 Packaging Size : 49 cm x 19 cm x 8 cm

#### Packaging Information (AC-CH021)

Qty : 1 pc/inner  
 Case Qty : 25 pcs/ctn  
 G.W/N.W : 17 Kg/16 kg  
 Packaging Size : 43 cm x 15 cm x 11 cm

- 5X More Stronger
- Suitable for any brand Demolition Hammer
- High Quality Materials
- Easy to Use Hexagon Shank

## SDS PLUS POINTED CHISEL 14 X 280 MM



### DESCRIPTION

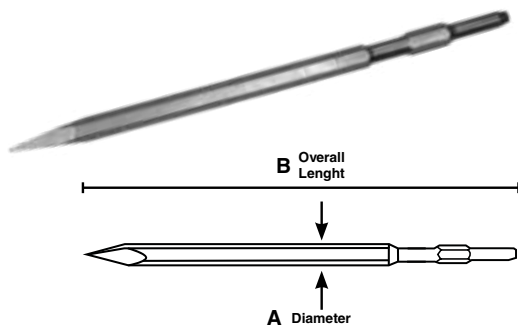
ITEM CODE	A (MM)	B (MM)
AC-CH027	14.0	280

#### Packaging Information

Qty	: 1 pc/inner
Case Qty	: 50 pcs/ctn
G.W/N.W	: 14 Kg/15 kg
Packaging Size	: 32 cm x 20 cm x 16 cm

- 5X More Stronger
- Suitable for any brand Rotary Hammer
- High Quality Materials
- Easy to Use SDS Plus

## HEXAGON POINTED CHISEL



### DESCRIPTION

ITEM CODE	A (MM)	B (MM)
AC-CH023	17	280
AC-CH024	17	400
AC-CH025	30	450

#### Packaging Information (AC-CH023)

Qty	: 1 pc/inner
Case Qty	: 50 pcs/ctn
G.W/N.W	: 21.5 Kg/20.5 kg
Packaging Size	: 32 cm x 20 cm x 16 cm

#### Packaging Information (AC-CH024)

Qty	: 1 pc/inner
Case Qty	: 25 pcs/ctn
G.W/N.W	: 16.5 Kg/15.5 kg
Packaging Size	: 43 cm x 16 cm x 10 cm

#### Packaging Information (AC-CH025)

Qty	: 1 pc/inner
Case Qty	: 10 pcs/ctn
G.W/N.W	: 17 Kg/16 kg
Packaging Size	: 49 cm x 15.5 cm x 12 cm

- 5X More Stronger
- Suitable for any brand Demolition Hammer
- High Quality Materials
- Easy to Use Hexagon Shank

## HSS PRO SET



### DESCRIPTION

ITEM CODE	SIZE
AC-DB075	1 - 10 mm
AC-DB076	1 - 13 mm

#### Packaging Information (AC-DB075)

Qty	: 5 pcs/inner
Case Qty	: 20 pcs/ctn
G.W/N.W	: 6.6 Kg/6 kg
Packaging Size	: 26 cm x 25 cm x 18 cm

#### Packaging Information (AC-DB076)

Qty	: 1 pcs/inner
Case Qty	: 10 pcs/ctn
G.W/N.W	: 13.5 Kg/12.07 kg
Packaging Size	: 31 cm x 25 cm x 22 cm

- 5X More Sharper
- 5X More Stronger
- DIN 338 Standart
- 135° Point Sharper



#### HSS PRO SET (1-10MM) QTY = 19 PCS

1mm, 1.5mm, 2mm, 2.5mm, 3mm, 3.5mm, 4mm, 4.5mm, 5mm, 5.5mm, 6mm, 6.5mm, 7mm, 7.5mm, 8mm, 8.5mm, 9mm, 9.5mm, 10mm

#### HSS PRO SET (1-13MM) QTY = 25 PCS

1mm, 1.5mm, 2mm, 2.5mm, 3mm, 3.5mm, 4mm, 4.5mm, 5mm, 5.5mm, 6mm, 6.5mm, 7mm, 7.5mm, 8mm, 8.5mm, 9mm, 9.5mm, 10mm, 10.5mm, 11mm, 11.5mm, 12mm, 12.5mm, 13mm

**AC-DB155  
DRILL SET 41 PCS BMC**



**DESCRIPTION**

- 11pcs HSS 1.5, 2.0, 2.5, 3.0, 3.5, 4.0, 4.5, 5.0, 5.5, 6.0, 6.5 mm
- 4pcs MASONRY 4, 5, 6, 8 mm
- 4pcs WOOD 4, 5, 6, 8 mm
- 3pcs SLOTTED 4, 6, 7 mm
- 5pcs Torx T15, T20, T25, T30, T40
- 4pcs PHILLIPS #1, #2, #2, #3
- 4pcs POZI DRIVER #1, #2, #2, #3
- 4pcs HEX 3, 4, 5, 6 mm
- 1pc Counter sink

**Packaging Information**

Qty : 1 pc/inner  
 Case Qty : 10 pcs/ctn  
 G.W/N.W : 6 Kg/5.6 kg  
 Packaging Size : 32.5 cm x 18.5 cm x 24.5 cm

- Easy for use
- Comfortable for carry
- Compact design



**HSS COBALT SET**



**DESCRIPTION**

ITEM CODE	SIZE
AC-DB048	1 - 10 mm
AC-DB049	1 - 13 mm

- 5X More Sharper
- 5X More Stronger
- DIN 338 Standart
- 135° Point Sharper

**Packaging Information (AC-DB048)**

Qty : 1 pc/inner  
 Case Qty : 20 pcs/ctn  
 G.W/N.W : 6.6 Kg/6 kg  
 Packaging Size : 26 cm x 24 cm x 18 cm

**Packaging Information (AC-DB049)**

Qty : 1 pc/inner  
 Case Qty : 10 pcs/ctn  
 G.W/N.W : 13.5 Kg/12.7 kg  
 Packaging Size : 32 cm x 26 cm x 22 cm



**HSS COBALT SET (1-10MM) QTY = 19 PCS**


1mm, 1.5mm, 2mm, 2.5mm, 3mm, 3.5mm, 4mm, 4.5mm, 5mm, 5.5mm, 6mm, 6.5mm, 7mm, 7.5mm, 8mm, 8.5mm, 9mm, 9.5mm, 10mm

**HSS COBALT SET (1-13MM) QTY = 25 PCS**

1mm, 1.5mm, 2mm, 2.5mm, 3mm, 3.5mm, 4mm, 4.5mm, 5mm, 5.5mm, 6mm, 6.5mm, 7mm, 7.5mm, 8mm, 8.5mm, 9mm, 9.5mm, 10mm, 10.5mm, 11mm, 11.5mm, 12mm, 12.5mm, 13mm



# AC-BD144 PLANNER BLADE SKH 82 MM X 10 MM



- **Cutting Edge**
  - Design for Heavy Duty Cutting
  - Re-sharpenable

- **HSS material**
  - Heavy Duty
  - Heat Resistance

### Selling Point Information

- Heavy Duty Cutting
- Solid High Speed Steel
- Re-sharpenable

### SAFETY INSTRUCTION



### TECHNICAL INFORMATION

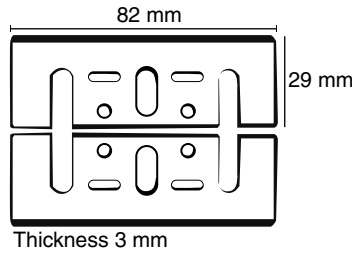

RYU (AC) PLANNER BLADE Drawstring blades can be used in RYU (UN) Planner and almost all brands of drawstring machines commonly used in Indonesia. Made of SKH material which is a very hard and heat resistant metal. These shaved blades can be sharpened using a special diamond grinding.

### SPECIFICATION

Material : Metal (KSH)  
 Product Dimension : 82 mm x 29 mm x 3 mm  
 Weight : 0.1 kg

**Packaging Information**  
 Qty : 20 pcs/inner  
 Case Qty : 200 pcs/ctn  
 G.W/N.W : 11.5 Kg/11.3 kg  
 Packaging Size : 57 cm x 26 cm x 18.5 cm

**AC-BD143  
PLANNER BLADE TCT 82 MM X 7 MM**



**DESCRIPTION**

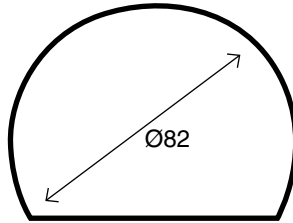
Material : TCT  
 Dimension : 82 mm x 29 mm x 3 mm  
 Weight : 0,1 Kg

**Packaging Information**

Qty : 20 pcs/inner  
 Case Qty : 200 pcs/ctn  
 G.W/N.W : 11,5 Kg/11,3 kg  
 Packaging Size : 57 cm x 26 cm x 18,5 cm

- Heavy Duty Cutting
- Solid High Speed Steel
- Re-sharpenable

**AC-BD152  
SEGMENT HSS SAW 3-1/8"**



**DESCRIPTION**

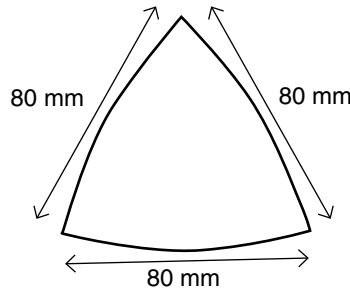
Material : HSS, M2  
 Dimension : Ø82  
 Model : HSS Saw  
 Color : Black

**Packaging Information**

Qty : 20 pcs/inner  
 Case Qty : 120 pcs/ctn  
 G.W/N.W : 6.5 Kg/6.3 kg  
 Packaging Size : 58 cm x 35 cm x 18 cm

- For Wood, Plastic, and Metal
- Solid High Stainless Steel
- Re-sharpenable

**AC-TE149  
TRIANGULAR EVA SENDING PAD 3-1/8"**



**DESCRIPTION**

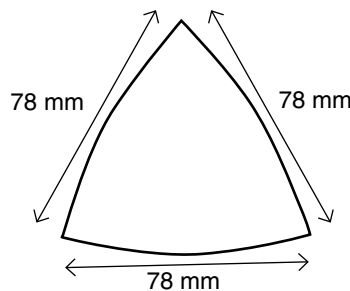
Material : 2Cr13  
 Dimension : 80 x 80 x 80 mm  
 Model : Sending Pad  
 Color : Black

**Packaging Information**

Qty : 20 pcs/inner  
 Case Qty : 120 pcs/ctn  
 G.W/N.W : 7.5 Kg/7.2 kg  
 Packaging Size : 66 cm x 35 cm x 18 cm

- Paste Sand Paper
- Soft Material
- Re-sharpenable

**AC-BD140  
BRAZED CARBIDE TRIANGULAR  
BLADE 3"**



**DESCRIPTION**

Material : YGB Carbide Grit  
 (30-40 MESH)  
 Dimension : 78 X 78 X 78 mm  
 Model : Triangular Blade  
 Color : Golden

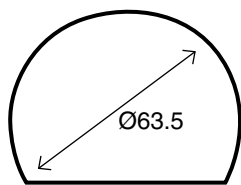
**Packaging Information**

Qty : 20 pcs/inner  
 Case Qty : 120 pcs/ctn  
 G.W/N.W : 9 Kg/8.8 kg  
 Packaging Size : 58 cm x 35 cm x 18 cm

- For Grind Tiles and Marble Cutting
- Carbide Grit : 60-80 mesh Material
- Re-sharpenable



**AC-BD141**  
**HALF MOON BRAZED CARBIDE**  
**BLADE 2-1/2"**



**DESCRIPTION**

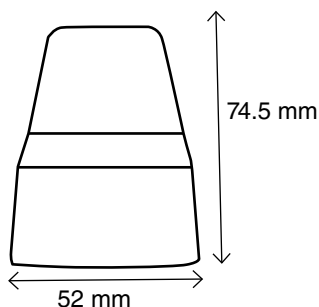
Material : Carbide Grit  
 (60 - 80 MESH)  
 Dimension : Ø63.5  
 Model : Half-Moon Blade  
 Color : Golden

**Packaging Information**

Qty : 20 pcs/inner  
 Case Qty : 120 pcs/ctn  
 G.W/N.W : 7.7 Kg/7.4 kg  
 Packaging Size : 58 cm x 35 cm x 18 cm

- For Grind Tiles and Marble Cutting
- Carbide Grit : 60-80 mesh Material
- Re-sharpenable

**AC-BD138**  
**CURVED SCRAPER BLADE 2"**



**DESCRIPTION**

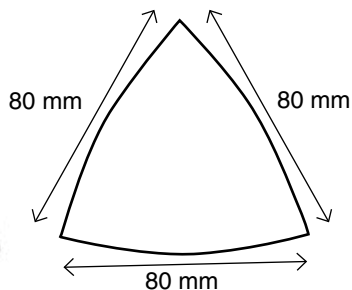
Material : SS301  
 Dimension : 52 x 74,5 mm  
 Model : 2" Scraper Blade  
 Color : Natural Color

**Packaging Information**

Qty : 20 pcs/inner  
 Case Qty : 120 pcs/ctn  
 G.W/N.W : 6.8 Kg/6.5 kg  
 Packaging Size : 66 cm x 35 cm x 18 cm

- For Removing Floor, Wall, Ciment
- Solid High Stainless Steel
- Re-sharpenable

**AC-SP148**  
**TRIANGLE SAND PAPER**



**DESCRIPTION**

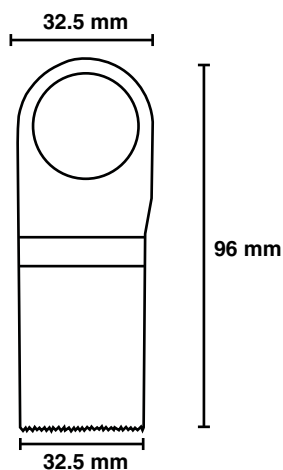
Material : Grit 60/80/120/each 2 pcs  
 Dimension : 80 x 80 x 80 mm  
 Model : Sand Paper  
 Color : Natural Color

**Packaging Information**

Qty : 20 pcs/inner  
 Case Qty : 120 pcs/ctn  
 G.W/N.W : 7.5 Kg/7.2 kg  
 Packaging Size : 66 cm x 35 cm x 18 cm

- Fast and easy for removal and replacement
- Open coat makes an even and consistent scratc pattern
- High strength resin bond system
- High quality material

**AC-BD139**  
**HCS SAW BLADE STRAIGHT TOOTH**  
**1-1/4"**



**DESCRIPTION**

Material : Blade SKS Holder 65Mn  
 Dimension : 32.5 x 32.5 x 96 mm  
 Model : Straight Tooth  
 Color : Black

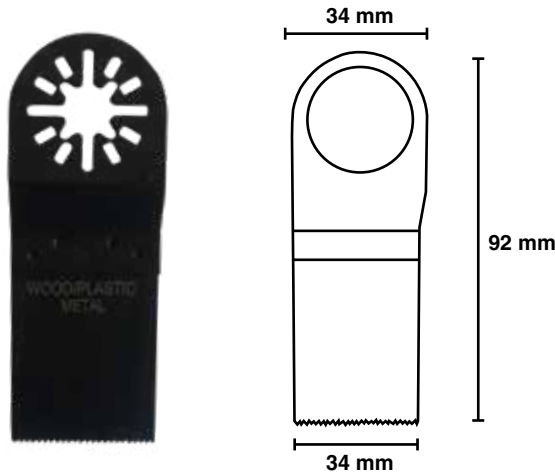
**Packaging Information**

Qty : 20 pcs/inner  
 Case Qty : 120 pcs/ctn  
 G.W/N.W : 5.5 Kg/5.3 kg  
 Packaging Size : 50 cm x 32.5 cm x 18 cm

- Heavy Duty Cutting
- Suitable for any brand Multi Oscilating Cutter Grinder
- Solid High Speed Steel
- Re-sharpenable
- Plug and Play



**AC-BD153**  
**BI-METAL STRAIGHT SAW BLADE**  
**OBLIQUE TOOTH 1-3/8"**



**DESCRIPTION**

Material : Blade M42 Holder 65Mn  
 Dimension : 34 x 34 x 92 mm  
 Model : Oblique Tooth  
 Color : Black

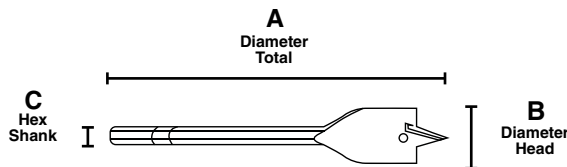
**Packaging Information**

Qty : 20 pcs/inner  
 Case Qty : 120 pcs/ctn  
 G.W/N.W : 6 Kg/5.8 kg  
 Packaging Size : 50 cm x 29.5 cm x 18 cm

- Heavy Duty Cutting
- Suitable for any brand Multi Oscilating Cutter Grinder
- Solid High Speed Steel
- Re-sharpenable
- Plug and Play



**AC-DB178**  
**FLAT WOOD DRIL BIT SET 6 PCS**



**DESCRIPTION**

A (MM)	B (MM)	C (MM)
152	10	1/4"
152	13	1/4"
152	16	1/4"
152	19	1/4"
152	22	1/4"
152	25	1/4"

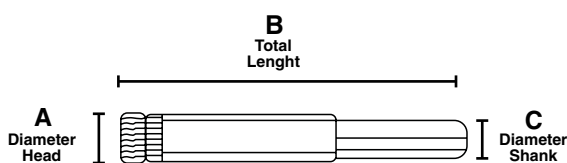
**Packaging Information**

Qty : 6 pcs/inner  
 Case Qty : 60 pcs/ctn  
 G.W/N.W : 17.5 Kg/16.5 kg  
 Packaging Size : 38 cm x 24 cm x 33 cm

- Universal hexagon Shank
- High Quality Material
- Suitable for any Brand Drill 3 jaw Chuck



**DIAMOND HOLE SAW**



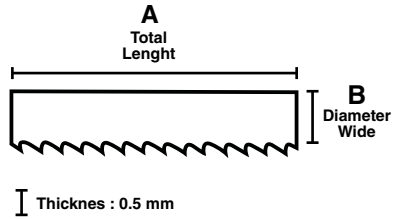
**DESCRIPTION**

ITEM CODE	A (MM)	B (MM)	C (MM)
AC-HS167	4.0	55	3
AC-HS168	5.0	55	4
AC-HS169	6.0	55	5
AC-HS170	8.0	55	6
AC-HS171	10.0	55	6
AC-HS172	12.0	55	6
AC-HS173	14.0	55	6
AC-HS174	16.0	55	6

- Universal Around Shank
- High Quality Material
- Suitable for any Brand Drill 3 jaw Chuck



# BAND SAW BLADE



- Lengths to fit the most common band saw sizes.
- High Carbon Steel Material
- For Quick Perfect Cutting
- Resists heat build up for smoother operation and longer



## DESCRIPTION

ITEM CODE	A (MM)	B (MM)
AC-BS175	1430	10
AC-BS176	1430	6.3
AC-BS177	1848	10

### Packaging Information (AC-BS175)

Qty : 1 pcs/inner  
 Case Qty : 250 pcs/ctn  
 G.W/N.W : 12 Kg/11 kg  
 Packaging Size : 72 cm x 37 cm x 36 cm

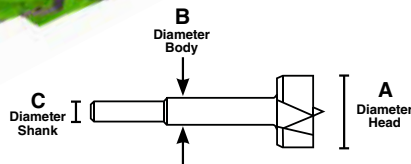
### Packaging Information (AC-BS176)

Qty : 1 pcs/inner  
 Case Qty : 250 pcs/ctn  
 G.W/N.W : 9.5 Kg/8.5 kg  
 Packaging Size : 72 cm x 37 cm x 36 cm

### Packaging Information (AC-BS177)

Qty : 1 pcs/inner  
 Case Qty : 100 pcs/ctn  
 G.W/N.W : 8 Kg/7 kg  
 Packaging Size : 72 cm x 37 cm x 36 cm

# FORSTNER BIT



### Packaging Information (AC-DB161)

Qty : 12 pcs/inner  
 Case Qty : 240 pcs/ctn  
 G.W/N.W : 25.5 Kg/24.5 kg  
 Packaging Size : 41 cm x 37 cm x 36 cm

### Packaging Information (AC-DB162)

Qty : 12 pcs/inner  
 Case Qty : 240 pcs/ctn  
 G.W/N.W : 27.5 Kg/26.5 kg  
 Packaging Size : 41 cm x 37 cm x 36 cm

- Suitable For Standard 3-Jaw Chuck
- with wooden case for easy storage
- Universal Around Shank



## DESCRIPTION

ITEM CODE	A (MM)	B (MM)	C (MM)
AC-DB158	16.0	9	7
AC-DB159	18.0	9	7
AC-DB160	22.0	9	7
AC-DB161	30.0	12	9.8
AC-DB162	35.0	12	9.8

### Packaging Information (AC-DB158)

Qty : 25 pcs/inner  
 Case Qty : 300 pcs/ctn  
 G.W/N.W : 18 Kg/17 kg  
 Packaging Size : 41 cm x 37 cm x 36 cm

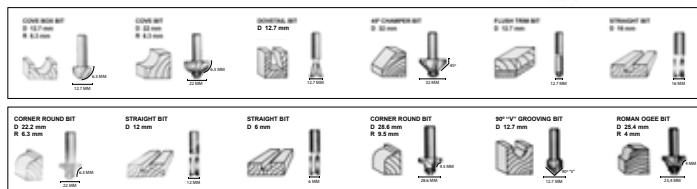
### Packaging Information (AC-DB159)

Qty : 25 pcs/inner  
 Case Qty : 300 pcs/ctn  
 G.W/N.W : 19 Kg/18 kg  
 Packaging Size : 41 cm x 37 cm x 36 cm

### Packaging Information (AC-DB160)

Qty : 25 pcs/inner  
 Case Qty : 300 pcs/ctn  
 G.W/N.W : 20 Kg/19 kg  
 Packaging Size : 41 cm x 37 cm x 36 cm

# AC-DB157 ROUTER BITS 1/4" SET 12 PCS



## DESCRIPTION

- Multi-AXIS Grinding Creates A 3X Longer Lasting Mirror Finish
- Tri- Metal Blazing
- Anti KickBack Design
- Sinterhip Hi-Density Industrial Chrome
- Round Shank

### Packaging Information

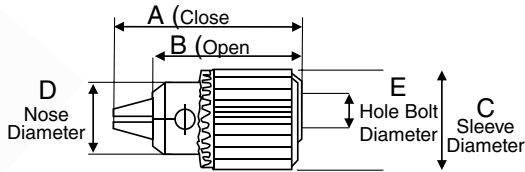
Qty : 1 pcs/inner  
 Case Qty : 40 pcs/ctn  
 G.W/N.W : 21 Kg/20 kg  
 Packaging Size : 53 cm x 36 cm x 31 cm



# DRILL CHUCK



10 - 13 MM  
(3/8)



- High Speed Steel Material
- Heavy Duty And Stronger
- Design For More Comfortable



13 - 16 MM  
(1/2)

**Packaging Information (AC-CK165)**  
 Qty : 12 pcs/inner  
 Case Qty : 48 pcs/ctn  
 G.W/N.W : 17.4 Kg/16.9 kg  
 Packaging Size : 48 cm x 30.5 cm x 23.5 cm

**Packaging Information (AC-CK166)**  
 Qty : 8 pcs/inner  
 Case Qty : 32 pcs/ctn  
 G.W/N.W : 20.5 Kg/20 kg  
 Packaging Size : 48 cm x 27.5 cm x 23.5 cm

## DESCRIPTION

SPESECIFICATION	A	B	C	D	E
AC-CK163 3/8" X 10 mm	60.4	50	33.1	25	9.3
AC-CK164 3/8" X 13 mm	70.5	57	41	19.2	9.6
AC-CK165 1/2" X 13 mm	70.6	57	42.0	30.7	11.45
AC-CK166 1/2" X 16 mm	86.0	69	50.5	37.7	11.45

**Packaging Information (AC-CK163)**  
 Qty : 12 pcs/inner  
 Case Qty : 60 pcs/ctn  
 G.W/N.W : 12.6 Kg/12.1 kg  
 Packaging Size : 59.5 cm x 27 cm x 19.5 cm

**Packaging Information (AC-CK164)**  
 Qty : 12 pcs/inner  
 Case Qty : 48 pcs/ctn  
 G.W/N.W : 16.6 Kg/16.1 kg  
 Packaging Size : 48 cm x 30.5 cm x 23.5 cm

# AC-CB147 CABLE CONNECTOR (MALE)



- More Stronger
- Suitable for any brand INVERTER
- High Quality Materials,
- Plug and play to use

## DESCRIPTION

Welding Cable Size : 10 - 25 mm  
 Max. Current : 200 A  
 Material : Copper

**Packaging Information**  
 Qty : 20 pcs/inner  
 Case Qty : 500 pcs/ctn  
 G.W/N.W : 22 Kg/21.5 kg  
 Packaging Size : 52 cm x 27.5 cm x 28.5 cm

# AC-CB146 CABLE CONNECTOR FEMALE (10-25)



- More Stronger
- Suitable for any brand INVERTER
- High Quality Materials,
- Plug and play to use

## DESCRIPTION

Welding Cable Size : 10 - 25 mm  
 Max. Current : 200 A  
 Material : Copper

**Packaging Information**  
 Qty : 20 pcs/inner  
 Case Qty : 500 pcs/ctn  
 G.W/N.W : 22.1 Kg/22 kg  
 Packaging Size : 41 cm x 32 cm x 22.5 cm

# AC-BK150 CHAIN SAW BRACKET



- Heavy Duty Cutting
- High Quality Materials
- Plug and Play to use



## DESCRIPTION

Guide Bar Materials : Spring Steel  
 Chain Materials : High Carbon Steel  
 Connecting Rod Size : M10/M14  
 Guide Bar Size : 34x6 cm  
 Total Teeth : 22  
 Chain Length : 82 cm  
 Chain Thickness : 4.7 mm  
 Wood Cutter Diameter : 28 cm  
 Total Length of Bracket : 39 cm  
 Handle Height : 18 cm

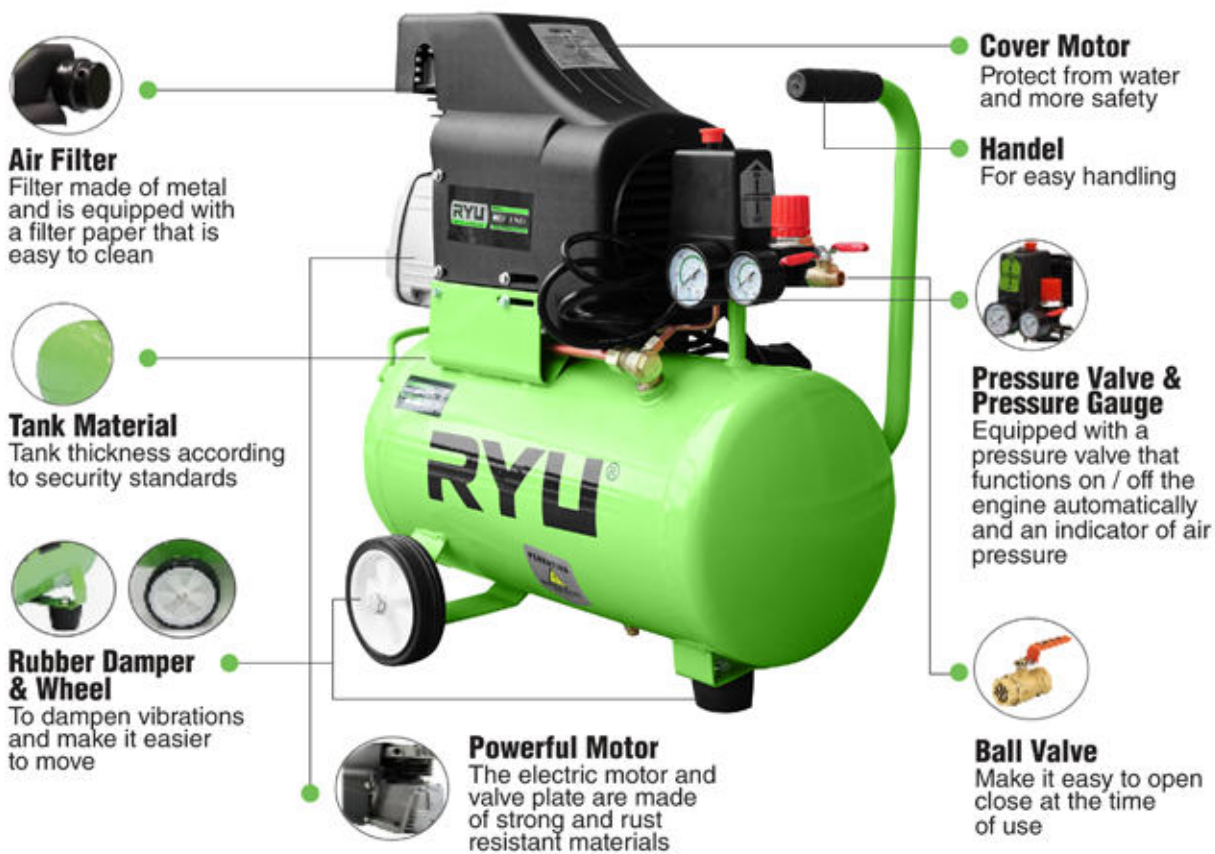
**Packaging Information**  
 Qty : 1 pc/inner  
 Case Qty : 16 pcs/ctn  
 G.W/N.W : 23.5 Kg/21.5 kg  
 Packaging Size : 58 cm x 37 cm x 28 cm



# ENGINE



# RCP150 COMPRESSOR 30 LITER 1.5 HP



**Air Filter**  
Filter made of metal and is equipped with a filter paper that is easy to clean

**Tank Material**  
Tank thickness according to security standards

**Rubber Damper & Wheel**  
To dampen vibrations and make it easier to move

**Powerful Motor**  
The electric motor and valve plate are made of strong and rust resistant materials

**Cover Motor**  
Protect from water and more safety

**Handel**  
For easy handling

**Pressure Valve & Pressure Gauge**  
Equipped with a pressure valve that functions on / off the engine automatically and an indicator of air pressure

**Ball Valve**  
Make it easy to open close at the time of use

## Selling Point Information

- The electric motor and valve plate are made of strong and rust resistant materials
- Equipped with a two-way ball-valve
- Equipped with a Pressure Valve and two pressure gauges
- The air filter is made of metal

## SAFETY INSTRUCTION



**INCLUDE :** User Manual, Warranty Card, Oil Machine, Cover Engine Oil, Air Filter

## TECHNICAL INFORMATION

The RYU Compressor-1 design was adopted for the manufacture of this compressor so as to further increase the efficiency of the motor, combined with the selection of quality materials that make it less prone to damage and rust, this new value design can improve compression efficiency.

The fully automatic control system aims for comfortable, safe and reliable operation. suitable for operating performance at home, workshop, indoors and outdoors so versatile and portable that operation, finishing and maintenance are extremely convenient.

## SPECIFICATION

Curent	: <7.5 A
Input Power	: <1500 WATT
Rotate Speed	: 2850 rpm ± 10%
Power Cable	: 180 mm
Gas On time	: 90s ± 5
Switch Machine	: 0.8 ± 0.02 Mpa
Downtime	
Restoring Boot	: 0.5 ± 0.02 Mpa
Pressure Switch	
Tank Capacity	: 30 L
Piece Rotor Plate	: 130 Pc
Diameter Piston	: 47 mm
Stroke	: 38

# COMPRESSOR



- The electric motor and valve are made of strong and rust resistant materials
- Equipped with a two-way ball-valve
- Equipped with a pressure valve and two pressure gauges
- The air filter is made of metal



**INCLUDE** : User Manual, Warranty Card, Oil Machine, Cover Engine Oil, Air Filter

SPECIFICATION	RCP 75-1 (3/4 HP)	RCP 100-1 (1.0 HP)	RCP 200-1 (2 HP)	RCP 250-1 (2.5 HP)
CURRENT	< 2.27 A	< 3.40 A	< 6.81 A	< 8.63 A
INPUT POWER	< 500 Watt	< 750 Watt	< 1500 Watt	< 1900 Watt
ROTATE SPEED	2800 ± 10% rpm	2800 ± 10% rpm	2850 ± 10% rpm	2850 ± 10% rpm
POWER CABLE	> 180 mm	> 180 mm	> 180 mm	> 180 mm
GAS ON TIME	55s ± 5	90s ± 5	100s ± 5	190s ± 5
SWITCH MACHINE DOWNTIME	0.8 ± 0.02 Mpa	0.8 ± 0.02 Mpa	0.8 ± 0.02 Mpa	0.8 ± 0.02 Mpa
RESTORING BOOT PRESSURE SWITCH	0.5 ± 0.02 Mpa	0.5 ± 0.02 Mpa	0.5 ± 0.02 Mpa	0.5 ± 0.02 Mpa
TANK CAPACITY	10 L	25 L	35 L	50 L
PIECE ROTOR PLATE	80 Pc	100 Pc	130 Pc	130 Pc
DIAMETER PISTON	42 mm	42 mm	47 mm	47 mm
STROKE	32	35	38	38





# RG1500-1 GASOLINE GENERATOR SET



## TECHNICAL INFORMATION

RYU (UN) GASOLINE GENERATOR RG1500-1 is a generator that uses gasoline as fuel. Used as a producer of electrical energy to replace cut electrical energy or for an area that has not yet entered electricity. This generator has an average power of 900 watts and a maximum power of 1000 watts. The maximum power can be used as a backup when the electricity demand exceeds the average power. This generator has a fuel capacity of 8 L and an engine oil capacity of 350 ml. With this capacity of fuel and oil, this generator can be operated for a long time, namely 8.5 hours (75% load). With an easy recoil (crank) ignition system, users won't run out of a lot of time and energy just to turn on this generator. The noise level of this generator is 56 decibels, a level that is still comfortable and not too noisy. So that it will not disturb the environment around the user.

### Selling Point Information

- Professional Alternator makes output power more strong
- Heavy duty cast iron engine
- Easy pull recoil start
- Double muffler ensures quite operation

## SPECIFICATION

<b>Generator</b>	
Max Power	: 1000 W
Rated Power	: 900 W
Rated Ampere	: 4.5 A
Rate Power	: 220 V
Voltage	: 50 Hz
DC Output	: 12 V / 8.3 A
Phase	: Single
<b>Engine</b>	
Type	: 4 Stroke, OHV, Air Cooled
Engine Model	: NP 1500
Displacement	: 87 cc
Max. Power Output	: 2.8 HP / 3600 RPM
Starting System	: Recoil Starting
Fuel	: Gasoline
Fuel Tank Capacity	: 8 L
Oil Engine Capacity	: 350 ML
Noise Level	: 56 dB
Dimension	: 50 x 39 x 42 CM
Gross Weight	: 28 Kg
<b>Configuration</b>	
Automatic Voltage Regulator	: Yes
Fuel Meter	: Yes
Volt Meter	: Yes
Hour Meter	: Yes
2-Wheel Transport Kit	: Yes
Double Receptable/Plug Female	: Yes
Brush Alternator	: Yes

# GASOLINE GENERATOR SET



## RG1500-1

- Max Power Output 1000 W
- Displacement 87cc
- Horizontal Shaft 4 Stroke Air Cooled, OHV
- Full Tank 8 Liters
- Recoil Starting
- With AVR



## RG2800-1

- Max Power Output 2500 W
- Displacement 163cc
- Horizontal Shaft 4 Stroke Air Cooled, OHV
- Full Tank 18 Liters
- Recoil Starting + electric starting
- With AVR



## RG3800-1

- Max Power Output 2800 W
- Displacement 196cc
- Horizontal Shaft 4 Stroke Air Cooled, OHV
- Full Tank 18 Liters
- Recoil Starting + electric starting
- With AVR

	SPECIFICATION	RG 1500-1	RG 2800-1	RG 3800-1	RG 7800-1	RG 8800-1	RG 9800-1
GENERATOR	MAX POWER	1.000 W	2.500 W	2.800 W	5.500 W	6.500 W	8.000 W
	RATED POWER	900 W	2.000 W	2.500 W	5.000 W	6.000 W	7.000 W
	RATED AMPERE	4,5 A	9,1 A	11,4 A	22,7 A	29,5A	32 A
	RATED VOLTAGE	220 V					
	FREQUENCY	50 Hz					
	DC OUTPUT	12 V / 8,3 A					
	PHASE	SINGLE					
ENGINE	TYPE	4 STROKE, OHV SINGLE - CYLINDER GASOLINE ENGINE WITH FORCED AIR COOLED					
	ENGINE MODEL	NP 1500	GX 160	GX 200	GX 390	GX 420	GX 500
	DISPLACEMENT	87 CC	163 CC	196 CC	389 CC	420 CC	439
	MAX POWER OUTPUT	2.8 HP/3.600RPM	5.5 HP/3.600 RPM	6.5 HP/3.600RPM	13 HP/3.600 RPM	16 HP/3.600 RPM	19HP/3.600 RPM
	STARTING SYSTEM	RECOIL STARTING	RECOIL STARTING + ELECTRIC STARTING				
	FUEL	GASOLINE					
	FUEL TANK CAPACITY	8 L	18 L	18 L	28 L	28 L	28 L
	OIL ENGINE CAPACITY	350 ML	600 ML	600 ML	1.100 ML	1.100 ML	1.100 ML
	NOISE LEVEL	56 dB	68 dB	70 dB	77 dB	77 dB	78 dB
	DIMENSION	50 x 39 x 42 CM	66 x 50 x 47 CM	66 x 50 x 47 CM	71 x 57 x 63 CM	71 x 57 x 63 CM	71 x 60 x 63 CM
	GROSS WEIGHT	28 KG	45 KG	48 KG	85 KG	87 KG	92 KG
CONFIGURATION	AUTOMATIC VOLTAGE REGULATOR	√	√	√	√	√	√
	FUEL METER	√	√	√	√	√	√
	VOLT METER	√	√	√	√	√	√
	HOURLY METER	√	√	√	√	√	√
	AMPERE METER	X	√	√	√	√	√
	12 V DC OUTPUT	X	√	√	√	√	√
	2 WHEEL TRANSPORT KIT	√	√	√	√	√	√
	DOUBLE RECEPTABLE/PLUG FEMALE	√	√	√	√	√	√
	BRUSH ALTERNATOR	√	√	√	√	√	√



INCLUDE : User Manual, Warranty Card



**RG7800-1**

- Max Power Output 5500 W
- Displacement 389cc
- Horizontal Shaft 4 Stroke Air Cooled, OHV
- Full Tank 28 Liters
- Recoil Starting + electric starting
- With AVR



**RG8800-1**

- Max Power Output 6500 W
- Displacement 389cc
- Horizontal Shaft 4 Stroke Air Cooled, OHV
- Full Tank 28 Liters
- Recoil Starting + electric starting
- With AVR



**RG9800-1**

- Max Power Output 8000 W
- Displacement 439cc
- Horizontal Shaft 4 Stroke Air Cooled, OHV
- Full Tank 28 Liters
- Recoil Starting + electric starting
- With AVR

**WATER PUMP**



**GREEN20CX**

- Max Power Output 5.5 HP/3,600 RPM
- Displacement 163cc
- Horizontal Shaft 4 Stroke Air Cooled, OHV
- Full Tank 3.6 Liters
- Recoil Starting
- Suction Dia 1"
- Discharge Dia 1"

**GREEN30CX**

- Max Power Output 5.5 HP/3,600 RPM
- Displacement 196cc
- Horizontal Shaft 4 Stroke Air Cooled, OHV
- Full Tank 3.6 Liters
- Recoil Starting
- Suction Dia 1"
- Discharge Dia 1"



**RS10CX**

- Max Power Output 5.5 HP/6,500 RPM
- Displacement 163cc
- Horizontal Shaft 4 Stroke Air Cooled, OHV
- Full Tank 0.7 Liters
- Recoil Starting
- Suction Dia 1"
- Discharge Dia 1"

**RS40CX**

- Max Power Output 5.5 HP/3,600 RPM
- Displacement 389cc
- Horizontal Shaft 4 Stroke Air Cooled, OHV
- Full Tank 6.5 Liters
- Recoil Starting
- Suction Dia 1"
- Discharge Dia 1"

		RS 10 CX	GREEN 20 CX	GREEN 30 CX	RS 40 CX
SUCTION PORT DIA	mm	25 (1 inch)	50 (2 inch)	80 (3 inch)	100 (4 inch)
DISCHARGE PORT DIA	mm	25 (1 inch)	50 (2 inch)	80 (3 inch)	100 (4 inch)
MAX. DISPLACEMENT	m3/h2	83	66	09	6
RATED DISPLACEMENT	m3/h1	82	23	66	4
MAX. HEAD	m1	52	63	03	1
SELF-PRIMING TIME	s/4m	-	70	120	180
MAX. SUCTION HEAD	m1	08	-	88	
TYPE		2 Stroke	Air Cooled 4 Stroke, OHV Single Cyl, Horizontal Camshaft		
MODEL		TU26	GX 160	GX 200	GX 390
RATED POWER	HP/RPM	/6500	5.5/3600	6.5/3600	13/3600
DISPLACEMENT	L2	6	163	196	389
FUEL TANK CAPACITY	L	0.7	3.6	3.6	6.5
STARTING SYSTEM		Recoil			
OIL SPESIFICATION		-	SAE 10W30		
NET WEIGHT	Kg	2.5	24	26	31
DIMENSION (L X W X H)	Cm	26 x 26 x 19	45 x 38 x 39	51 x 38 x 45	61 x 48 x 54



INCLUDE : User Manual, Warranty Card

# GANSOLINE ENGINE



	RS 160	RS 200	RS 200 LS	RS 270	RS 270 LS
TYPE	Air Cooled 4 Stroke, OHV Single Cyl, Horizontal Shaft				
MAX POWER / RPM	5.5 / 3600	6.5 / 3600	6.5 / 1800	9.0 / 3600	9.0 / 1800
BORE X STROKE	68 x 456	8 x 456	8 x 45	77 x 58	77 x 58
DISPLACEMENT	163	196	196	270	270
COMPRESSION RATIO	8.5 : 1	8.2 : 1			
IGNITION SYSTEM	TCI				
STARTING SYSTEM	RECOIL				
LUBRICATION SYSTEM	SPLASH				
FUEL TANK CAPACITY	3.66				6.0
OIL CAPACITY	600			1000	
AIR CLEANER	Semi - Dry				
DIMENSION	36 x 31 x 33	37 x 31 x 33	39 x 38 x 34	43 x 38 x 41	53 x 48 x 48
WEIGHT	15 Kg	16 Kg	18 Kg	25 Kg	27 Kg
LUBE SPESIFICATION	SAE 10W30				

## DESCRIPTION

### RS 160

- Max Power Output 5.5 HP / 3,600 Rpm
- Displacment 163cc
- Ignition System Transistor Magneto
- Horizontal Shaft 4 Stroke Air Cooled, OHV Single CYL
- Full Tank 3.6 Liters

### RS 270

- Max Power Output 9 HP / 3,600 Rpm
- Displacment 270cc
- Ignition System Transistor Magneto
- Horizontal Shaft 4 Stroke Air Cooled, OHV Single CYL
- Full Tank 6 Liters
- Recoil Starting

### RS 200

- Max Power Output 6.5 HP / 3,600 Rpm
- Displacment 196cc
- Ignition System Transistor Magneto
- Horizontal Shaft 4 Stroke Air Cooled, OHV Single CYL
- Full Tank 3.6 Liters

### RS 270 LS

- Max Power Output 9 HP / 1,800 Rpm
- Displacment 270cc
- Ignition System Transistor Magneto
- Horizontal Shaft 4 Stroke Air Cooled, OHV Single CYL
- Full Tank 6 Liters
- Recoil Starting

### RS 200 LS

- Max Power Output 6.5 HP / 1,800 Rpm
- Displacment 196cc
- Ignition System Transistor Magneto
- Horizontal Shaft 4 Stroke Air Cooled, OHV Single CYL
- Full Tank 3.6 Liters



INCLUDE : User Manual, Warranty Card

	RS 390	RS 390 LS	RS 420	RS 420 LS	RS 460	RS 460 LS	RS 640
TYPE	Air Cooled 4 Stroke, OHV Single Cyl, Horizontal Shaft						
MAX POWER / RPM	13 / 3600	13 / 1800	16 / 3600	16 / 1800	18 / 3600	18 / 1800	18 / 2800
BORE X STROKE	88 x 649		0 x 64		90 x 66		85 x 63
DISPLACEMENT	389		407		459		85 x 63
COMPRESSION RATIO	8.2 : 1						
IGNITION SYSTEM	TCI						
STARTING SYSTEM	RECOIL						
LUBRICATION SYSTEM	SPLASH						
FUEL TANK CAPACITY	6.5						8.7
OIL CAPACITY	1000						
AIR CLEANER	Oil - Bath						
DIMENSION	45 x 41 x 445	3 x 48 x 484	7 x 43 x 47	55 x 51 x 51	58 x 56 x 546	2 x 56 x 54	
WEIGHT	31 Kg	34 Kg	36 Kg	39 Kg	40 Kg	42 Kg	31 Kg
LUBE SPESIFICATION	SAE 10W30						

**DESCRIPTION**

**RS390**

- Max Power Output 13 HP / 3.600 Rpm
- Displacment 389cc
- Ignition System Transistor Magneto
- Horizontal Shaft 4 Stroke Air Cooled, OHV Single CYL
- Full Tank 6.5 Liters Recoil Starting

**RS390LS**

- Max Power Output 13 HP / 1,800 Rpm
- Displacment 407cc
- Ignition System Transistor Magneto
- Horizontal Shaft 4 Stroke Air Cooled, OHV Single CYL
- Full Tank 6.5 Liters Recoil Starting

**RS420**

- Max Power Output 16 HP / 3,600 Rpm
- Displacment 407cc
- Ignition System Transistor Magneto
- Horizontal Shaft 4 Stroke Air Cooled, OHV Single CYL
- Full Tank 6.5 Liters Recoil Starting

**RS420LS**

- Max Power Output 18 HP / 1.800 Rpm
- Displacment 407cc
- Ignition System Transistor Magneto
- Horizontal Shaft 4 Stroke Air Cooled, OHV Single CYL
- Full Tank 6.5 Liters Recoil Starting

**RS460**

- Max Power Output 13 HP / 3,600 Rpm
- Displacment 459cc
- Ignition System Transistor Magneto
- Horizontal Shaft 4 Stroke Air Cooled, OHV Single CYL
- Full Tank 6.5 Liters Recoil Starting

**RS460LS**

- Max Power Output 18 HP / 1,800 Rpm
- Displacment 459cc
- Ignition System Transistor Magneto
- Horizontal Shaft 4 Stroke Air Cooled, OHV Single CYL
- Full Tank 6.5 Liters Recoil Starting

**RS640**

- Max Power Output 18 HP / 2,800 Rpm
- Displacment 459cc
- Ignition System Transistor Magneto
- Horizontal Shaft 4 Stroke Air Cooled, OHV Single CYL
- Full Tank 8.7 Liters Recoil Starting



**INCLUDE** : User Manual, Warranty Card



# RG1300 GREEN / BLACK 1300 GENERATOR



- Max Power Output 1000 W
- 2 Tak Machine
- Full Tank 4 Liters
- Recoil Starting
- With AVR



**INCLUDE** : User Manual, Warranty Card

GENERATOR GREEN / BLACK	
MAX POWER	1.000 Watt
RATED POWER	850 Watt
RATED AMPERE	3.0 A
VOLTAGE	220 Volt
FREQUENCY	50 Hz
DC OUTPUT	12/10 V/A
PHASE	Single Phase
TYPE	2 Stroke Engine
ENGINE MODEL	ET 950
MAX POWER OUTPUT	2.8/3000 HP/RPM
STARTING SYSTEM	Recoil Starting
FUEL	Gasoline + Oil (50:1)
FUEL TANK CAPACITY	4.5 Liter
NOISE LEVEL	63 dB
DIMENSION	38.5 x 32 x 33 CM
GROSS WEIGHT	21 Kg
FUEL METER	✓
VOLTMETER	✓
12 V DC OUTPUT	✓

## RBC2T BRUSH CUTTER 2 TAK



**INCLUDE** : User Manual, Warranty Card  
, Oil Machine, Cover Engine Oil, Air Filter

### DESCRIPTION

Material	: Spring Steel
Fuel	: Gasoline 25 L (2-T Oil 1L)
Fuel Capacity	: 1.2 L
Ignition Plug	: BM-7A/CJ6
Weight	: 9.4 kg

### Packaging Information

- #1 = 40 x 30 x 28cm
- #2 = 137 x 7 x 9cm

- Equipped barrier bar for increased stability,
- Chest and back ergonomic harness.
- Air punge system for easy starting.

**RPS22  
POWER SPAYER 22 L**



INCLUDE : User Manual, Warranty Card

**DESCRIPTION**

Model	: RPS22
Pressure	: 22 - 35 kg / cm <sup>2</sup>
Speed	: 800 - 1,200 rpm
Suction Ability	: 13 - 22 L / min
Electric Motor	: 1.5 - 2.0 HP
Gasoline Engine	: 3.4 - 4.0 PS
Size	: 37 x 30 x 32 cm
Weight	: 6.5 kg / 7.5 kg

- Professional Treated Materials
- Various Designed Accessories
- Long Life Leakless Pump

**RGS22  
GASOLINE CHAIN SAW 22"  
STEEL ALLOY**




INCLUDE : Manual Book, Warranty Card, Key L  
2 pcs, Screwdriver (-) 1 pc, Spark Plug Wrench  
1 pc, Bottle 1 pc.

**DESCRIPTION**

Guide Bar	: 22 inch
Max Power	: 1.88 KW / 8,500 rpm
Displacement	: 52 cc
Max. Cutting RPM	: 1,000 rpm
Saw Chain ( Pitch X Gauge )	: 0.325 X 0.085
Chain Qty	: 43
Teeth of Spocket	: 7 T
Fuel Mixing Rate	: Gasoline (20:1)
Fue Tank Capacity	: 550 ml
Chain Oil Tank Ccapacity	: 260 ml
Chain Oil Supply System	: Automatic
Net Weight	: 6.5 kg
Dimension	: 49 x 26 x 28 cm

- High Performance Engine
- High Quality Saw Chain
- Build With Filtration System
- Automatic Filling Oil
- Comfortable And Safety Design







# INVERTER

# R1120-2 INVERTER IGBT 120-2



**Handle**  
For quick & easy Handling

**Current Selection and Indicator lamp**  
Design for user friendly

**Terminals Connection**  
For Easy Installation Cable

**More Air Outlet**  
Optimal airflow and cooling air outlets

**Information Table**

**Fan Air Inlet**  
Optimal airflow and cooling component

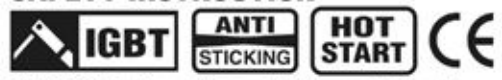
**Switch ON/OFF**

**More Air Outlet and Name Brand**

### Selling Point Information

- Small Power
- Can Use a Generator
- Duty Cycle 60%
- Can Weld Argon dan Stainless Steel maximum ampere 200A
- Rated Voltage 180 – 240 V

### SAFETY INSTRUCTION



**INCLUDE :** User Manual, Warranty Card, 1 Pc Brush And Hammer, 1 Pc Welding Mask, Cable Female, Cable Male

### TECHNICAL INFORMATION

The RYU (UN) INVERTER R1120-2 is one type of transformer that has advantages in power consumption and good durability, because it has an IGBT system that can save power while providing a stable and durable arc. You can also use an electric generator because it already has AVR (Automatic voltage regular) Simple shape, easy to carry can be used with 2.0 mm – 3.2 mm wire, Duty cycle: 60% (100A) & 100% (120A)Completeness: mass welding pliers, hammer welding masks weld.

### SPECIFICATION

Rate Input Power	: 450 W
Rate Voltage	: 220 V±15%V
Frequency	: 50/60 Hz
Input Capacity	: 3.4 KVA
Output Current	: 15.5 A
Output Voltage	: 24.4 V
Current Range	: 20 – 120 A
Weight	: 3.85 kg
<b>Packaging Information</b>	
Case Qty	: 4pcs/ctn
G.W/N.W	: 16.6 Kg/15.0 kg
Packaging Size	: 39.5 cm x 31.5 cm x 45 cm

**RH120-1  
INVERTER IGBT 120-1**



**INCLUDE :** User Manual, Warranty Card, 1 Pc Brush And Hammer, 1 Pc Welding Mask, Cable Female, Cable Male

**SPECIFICATION**

Rate Input Power	: 900 W
Rate Input Voltage	: 220V±15%
Frequency	: 50/60 Hz
Input Capacity	: 5.0 Kva
Duty Cycle	: 60% 40°C
Current Range	: 20 – 120 A
Efficiency	: 85%
Usable Electrode	: 1.6 – 3.2 mm
No-load Voltage	: 62V
Weight	: 4.1 kg

**Packaging Information**

Case Qty	: 4 pcs/ctn
G.W/N.W	: 18 Kg/18 kg
Packaging Size	: 42,5 cm x 36,5 cm x 49,5 cm

- Small Power
- Can Use a Generator
- Duty Cycle 60%
- Can Weld Argon dan Stainless Steel maximum ampere 200A
- Rated Voltage 180 – 240 V

**RH160-1  
INVERTER IGBT 160-1**



**INCLUDE :** User Manual, Warranty Card, 1 Pc Brush And Hammer, 1 Pc Welding Mask, Cable Female, Cable Male

**SPECIFICATION**

Rate Input Power	: 1300 W
Rate Input Voltage	: 220V±15%
Frequency	: 50/60 Hz
Input Capacity	: 5.0 Kva
Duty Cycle	: 60% 40°C
Current Range	: 20 – 160 A
Efficiency	: 85%
Usable Electrode	: 1.6 – 4 mm
No-load Voltage	: 62V
Weight	: 5.6 kg

**Packaging Information**

Case Qty	: 2 pcs/ctn
G.W/N.W	: 11,3 Kg/10,4 kg
Packaging Size	: 46,5 cm x 37,5 cm x 30,5 cm

- Small Power
- Can Use a Generator
- Duty Cycle 60%
- Can Weld Argon dan Stainless Steel maximum ampere 200A
- Rated Voltage 180 – 240 V

## R11200-1 INVERTER IGBT 200-1



**INCLUDE** : User Manual, Warranty Card, 1 Pc Brush And Hammer,  
1 Pc Welding Mask, Cable Female, Cable Male

### SPECIFICATION

Rate Input Power	: 1800 W
Rate Input Voltage	: 220V±15%
Frequency	: 50/60 Hz
Input Capacity	: 5.0 Kva
Duty Cycle	: 60% 40°C
Current Range	: 20 – 200 A
Efficiency	: 85%
Usable Electrode	: 1.6 – 4 mm
No-load Voltage	: 62 V
Weight	: 2.8 kg

### Packaging Information

Case Qty	: 2 pcs/ctn
G.W/N.W	: 12,4 Kg/7,9 kg
Packaging Size	: 46,5 cm x 39 cm x 30 cm

- Small Power
- Can Use a Generator
- Duty Cycle 60%
- Can Weld Argon dan Stainless Steel maximum ampere 200A
- Rated Voltage 180 – 240 V

## R11400 INVERTER 400 A



**INCLUDE** : User Manual, Warranty Card, 1 Pc Brush And Hammer,  
1 Pc Welding Mask, Cable Female, Cable Male

### SPECIFICATION

Input Power Source	: 3 Phase
Input Voltage	: 380 V
Frequency	: 50/60 Hz
Duty Cycle	: 60% 40°C
Output Current	: 20 – 40 A
Current Range	: 20 – 400 A
Efficiency	: 85%
Usable Electrode	: 1.6 – 4 mm
Weight	: 22.4 kg

### Packaging Information

Case Qty	: 1 pcs/ctn
G.W/N.W	: 22.4 Kg/21.4 kg
Packaging Size	: 60 cm x 36 cm x 48.5 cm

- Maximum Ampere 400A
- 380V Input Voltage Rate ± 15%
- ARC - Force for Anti Sticking
- VRD function, safe for welder
- Dust-free Cooling System with increased duty cycle
- Leading edge single IGBT technology

*Tersedia di:*



**QHOMEMART**

**JL.RAYA JANTI NO.96 YOGYAKARTA  
(0274) 493 22 88 , 08112863773 (CHAT ONLY)**

**f qhomemart t qhomemart @ qhomemart v qhomemart**

**WWW.QHOMEMART.COM**



[www.ryupowertools.com](http://www.ryupowertools.com)