


SOLID®

KUNCI KELUARGA MODERN



PULL HANDLE

350mm



PRE 61.09*

A

205mm



PR 61.47

US 32D



E 61.47

US 32D

300mm



PR 61.69

US 32D

305mm



PR 61.76

CHR + SN
CHR + W

340mm



PR 61.84

GP + ACR

300mm



PR 62.10*

CHR + US 32D

SOLID
ORIGINAL DESIGN

300mm



P 64.05*

US 32D

300mm



P 64.13*

US 32 + US 32D

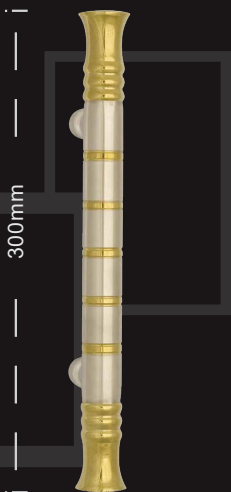
300mm



P 64.14*

US 32 + US 32D

SOLID
ORIGINAL DESIGN



★
P 64.15*
US 32G + US 32D



★
P 91.01*
US 32 + US 32D



★
P 91.02*
US 32D

SOLID
ORIGINAL DESIGN



★
P 91.03*
US 32D



★
P 91.06*
AC + US 32D



★
P 511.08*
CHR + US 32D



★
P 31.42*
US 32



★
PRE 61.08*
A




★ + ★
PRE 61.10*
AA



★
PRE 61.11*
AA

Dapat digunakan pada pintu kayu / aluminium / kaca*



★ **PRE 62.12***
US 32A




★ + ★ **PE 62.13***
AA + US 32A



★ **PE 62.14***
AA



★ **PE 63.01***
ABL + AW



★ **P 64.01***
US 32 + US 32D



★ **P 64.16***
US 32 + US 32D



★ **P 64.17***
US 32 + US 32D



★ **PR 64.18***
US 32 + US 32D




★ **PE 64.60***
BL Electroplated Finish
bukan Painted
(tidak mudah terkelupas)



★ **PRE 64.61***
BL Electroplated Finish
bukan Painted
(tidak mudah terkelupas)




★ **P 511.14***
AC + US 32D




★ **P 511.15***
US 32D

BEST because design & quality
RIGHT CHOICE FOR BUILD AND RENOVATE




★
P 64.06*
 US 32 + US 32D

★
P 64.07*
 US 32D




★
P 64.10*
 US 32 + US 32D

★
P 64.11*
 US 32 + US 32D




★
P 64.19*
 US 32D

★
P 64.27*
 US 32D



★
PR 64.31*
 US 32 + US 32D

★
P 64.32*
 US 32G + US 32DG



★
PR 64.41*
US 32 + DB

★
P 64.44*
US 32 + US 32D

★
PE 64.45*
US 32A

ESCUTCHEON



EO 61.01
CHR



★
E 62.15
GP + SG



★
E 62.15
CHR



★
E 62.15
SN



★
E 62.15
CHR + SN



★
E 61.44
US 32D

PANIC EXIT DEVICE

PED 310 + 016
Red + BL



Non Handed = dapat dipasang untuk pintu buka kiri atau kanan .



CE = standar Eropa.

EN1125 = standar uji produk yang mencakup siklus uji ketahanan, syarat penampilan produk, uji peralatan, ketahanan korosi, uji metode dan lainnya.

LEVER HANDLE



★
HP 31.01
US 32D



★
HP 61.03
SN



★
HP 61.04
CHR + SN



★
HP 61.05
SN



★
HP 61.06
CHR + SN



★
HP 61.07
CHR + SN



★
HP 61.10
A



★
HP 61.11
A



★
HP 61.13
A



★
HP 61.18
A



★
HP 61.32
CHR + SN



★
HP 61.41
US 32D



★
HP 61.44
US 32D



★
HP 61.54
CHR + SN



★
HP 61.55
CHR + SN



★
HP 61.57
CHR + SN



★
HP 61.74
AG
AB



★
HP 61.75
AG
AS
AB



HP 62.10
BL *Electroplated Finish*
bukan Painted
(tidak mudah terkelupas)



HP 62.11
BL *Electroplated Finish*
bukan Painted
(tidak mudah terkelupas)

First impression we have on handles are from the exclusively design feature.

It has to be comfortable to grip on, good finishing and made of good quality material.



★
HRE 31.01
US 32D



★
HRE 61.02
CHR + SN



SOLID
ORIGINAL DESIGN



★
HRE 61.02
BL + W



★
HRE 61.06
SN



★
HRE 61.07
US 32D



★
HRE 61.12
A



★
HRE 61.13
A




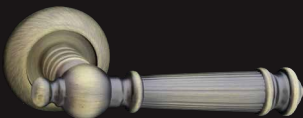
★
HRE 61.14
BL *Electroplated Finish*
bukan Painted
(tidak mudah terkelupas)



★
HRE 61.15
CHR + W



 **HRE 61.16**
BL + SG *Electroplated Finish*
bukan Painted
(tidak mudah terkelupas)



 **HRE 61.17**
A



 + 
HRE 61.21
CHR + AS



 + 
HRE 61.25
CHR + AS



 **HRE 61.26**
CHR + SN



 **HRE 61.27**
CHR + SN



 + 
HRE 61.28
CHR + AS



 **HRE 61.29**
CHR + SN



 **HRE 61.31**
CHR + SN



 **HRE 61.32**
CHR + SN



★
HRE 61.34
CHR + SN



★
HRE 61.35
CHR + SN



★
HRE 61.38
A



★
HRE 61.41
US 32D



★
HRE 61.44
US 32D



★
HRE 61.41
BL *Electroplated Finish*
bukan Painted
(tidak mudah terkelupas)



★
HRE 61.44
BL *Electroplated Finish*
bukan Painted
(tidak mudah terkelupas)



★
HRE 61.41
US 32



★
HRE 61.44
US 32



★
HRE 61.48
US 32D



★
HRE 61.49
US 32D



★
HRE 61.52
US 32D



★
HRE 61.53
US 32D



★
HRE 61.54
US 32D



★
HRE 61.58
US 32D



★
HRE 61.60
US 32D



★
HRE 61.69
US 32D



★
HRE 62.09
GP + SG
CHR + SN



★
HRE 62.10
CHR + SN



★
HRE 63.03
BL + SG



★
HRE 63.04
BL + SILVER



★
HRE 63.04
SG



★
HRE 64.27
US 32D




★
HRE 68.04
CHR + SN

LOCK CASE

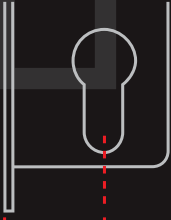


Swing Lockcase
 LC 101 WL - 40
 GP
 CHR
 ★ LC 111 WL - 40
 US 32D
 LC 111 WL - 50
 US 32D



Swing Lockcase
 LC 121 WL - 40
 LC 121 WL - 60
 US 32D

Silent Action Latch



40 / 50 / 60 mm



Silent Action Latch :

- Jarak bentur lebih dekat.
- Bidang bentur lebih kecil.

Lockcase masih berfungsi sewaktu kebakaran selama periode tertentu karena material tahan api.



Roller Lockcase
 LC 102 WL - 40
 GP
 CHR
 LC 112 WL - 40
 US 32D
 LC 112 WL - 50
 US 32D



Roller Lockcase
 LC 122 WL - 60
 US 32D



Sliding / Deadbolt Lockcase
 LC 202 DS - 40
 GP
 CHR
 US 32D



Kunci Pintu Geser



FPP 61.62
 GP + SG
 CHR + SN

FPP 61.70
 US 32D



Kunci Tambahan



CYLINDER

★ untuk PINTU UTAMA
 Security Double Cylinder
 DC 02 - 60 SCR
 US 3
 US 26



★ Double Cylinder
 DC 02 - 60
 US 3
 US 4
 US 26
 US 26D
 BL

Tersedia 70mm



SISI LUAR ANAK KUNCI
 SISI DALAM ANAK KUNCI

untuk PINTU KAMAR MANDI

untuk PINTU KAMAR TIDUR

★
WC Cylinder
KW 00 - 60
US 3
US 26
US 26D



SISI LUAR = EMERGENCY KNOB

Untuk keadaan darurat di dalam kamar mandi (pingsan, terjatuh).
Gunakan koin / obeng minus untuk membuka pintu (dalam keadaan panik, biasanya sukar mencari anak kunci)

SISI DALAM = KNOB PUTAR

★
Knob Cylinder
KC 01 - 60
US 3
US 26
US 26D



SISI LUAR = ANAK KUNCI

SISI DALAM = KNOB PUTAR

Knob putar efisien untuk operasional
(tanpa menggunakan anak kunci untuk mengunci)



★
WC Cylinder
KW 03 - 60
US 26D


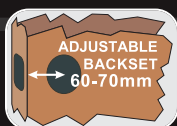


★
Knob Cylinder
KC 04 - 60
US 26D


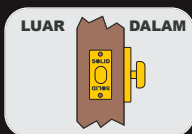


GRATIS - MASTER KEY SYSTEM *

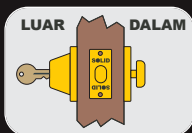
DEADBOLT (Kunci Tambahan) FOR SECURITY DOOR LOCK



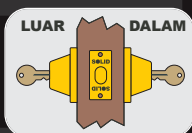
★
Turnpiece Flushbolt
DB 0
US 32D



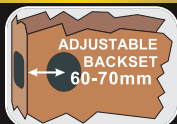
★/★
Single Cylinder
DB 1
US 32D
US 5




★/★
Double Cylinder
DB 2
US 32D
US 5



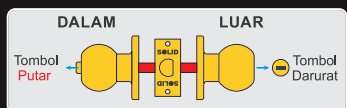
TUBULAR LOCKSET



Entrance/Office/Bedroom T 60 x 400
US 32D
US 5



Privacy/Bathroom T 60 x 300
US 32D
US 5



Efisien untuk operasional (dari dalam, tanpa anak kunci untuk mengunci).

Untuk keadaan darurat di dalam kamar mandi (pingsan / terjatuh).

Gunakan koin/obeng minus untuk membuka pintu (dalam keadaan panik, biasanya sukar mencari anak kunci).

CYLINDRICAL LOCKSET



Entrance/Office/Bedroom C 601 x 400
US 3
US 32D



Privacy/Bathroom C 601 x 300
US 3
US 32D



Entrance/Office/Bedroom C 603 x 400
US 32 + US 32D



Privacy/Bathroom C 603 x 300
US 32 + US 32D



BEST because design & quality
RIGHT CHOICE FOR BUILD AND RENOVATE



Entrance/Office/Bedroom C 604 x 400
 US 32 + US 32D



Privacy/Bathroom C 604 x 300
 US 32 + US 32D



Entrance/Office/Bedroom C 604 x 400 SQ
 US 32 + US 32D

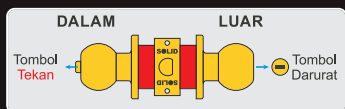
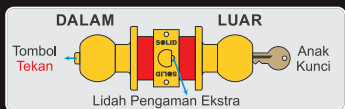


Privacy/Bathroom C 604 x 300 SQ
 US 32 + US 32D

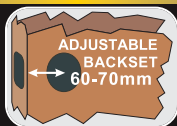


Apabila tombol ditekan lalu **DIPUTAR** maka akan mengunci ekstra (tombol tidak dapat dibuka dengan memutar knob dari dalam maupun dengan anak kunci).

Untuk membukanya tombol **DIPUTAR BALIK**.



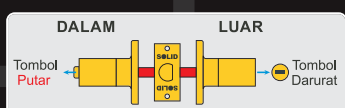
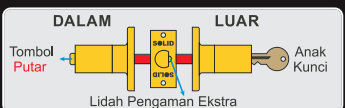
LEVER SET



Entrance/Office/Bedroom LV 605 x 400
 SN



Privacy/Bathroom LV 605 x 300
 SN



HANDLESET



Luar

Dalam



HS 3 SN



Dalam

Luar



3 Keys for 2 Deadbolts

HINGES, LOCK AND LOCK FOR CUPBOARD/LIGHT DOOR



ENGSEL SALON 631 9"

US 32D



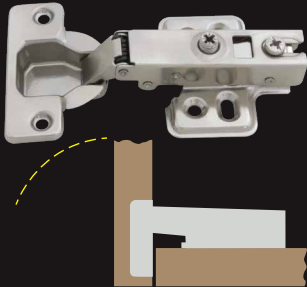
ENGSEL SALON 633 9"

CHR



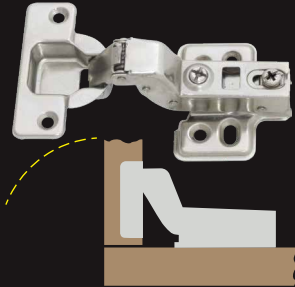
ENGSEL SENDOK 632 (Hydraulic)

CHR



ENGSEL SENDOK bengkok 635 (Hydraulic)

CHR



SPRING SUPPORT 636 10"

BAJA (Hydraulic)

CHR + SN



KUNCI LACI 642

CHR



Hold Open (Pintu akan tetap terbuka)

REL LACI GANDENG


201 18" SN

201 20" SN



3D ADJUSTMENT

SOFT CLOSING




UNTUK LACI
45 CM ATAU 50 CM

HANDLE FOR CUPBOARD / WINDOW / LIGHT DOOR

 Higher makes you comfortable

★
PD 511.01 (M - L)
US 32D



M = 120mm
L = 150mm

★
PR 61.83
GP + US 32D



210mm

★
PD 634 (S - M - L)
SN



S = 160mm
M = 190mm
L = 220mm

★
PD 635 (S - M - L)
US 32D



S = 110mm
M = 140mm
L = 170mm

★
PD 637 (S - M - L)
US 32D

SOLID
ORIGINAL DESIGN



S = 160mm
M = 190mm
L = 220mm

PW 636
SN




160mm

★
PW 638
US 32D


SOLID
ORIGINAL DESIGN



160mm



STEEL BUTT HINGES



EK 01 BALL BEARING
3" x 2,5" x 2,5 (2 BB)
GP
CHR
SN



EK 02 BALL BEARING
4" x 3" x 3 (4 BB)
GP
CHR
SN



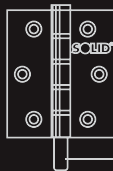
EK 09 BALL BEARING
5" x 3" x 3 (4 BB)
GP
CHR
SN

Semua engsel **SOLID**
Rekomendasi = 3 buah per pintu

3" = 30 - 45 kg/pintu

4" = 45 - 65 kg/pintu

5" = 65 - 85 kg/pintu



Screw

Pin

PIN : STEEL
SCREW : STEEL

STAINLESS STEEL BUTT HINGES



★ **EK 06**
3" x 2,5" x 2
US 32D



★ **EK 06 BALL BEARING**
3" x 2,5" x 2 (2 BB)
US 32D

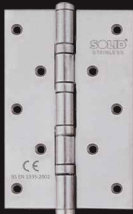


★ **EK 07**
4" x 3" x 3
US 32D



★ **EK 07 BALL BEARING**
4" x 3" x 3 (4 BB)
US 32D

Hati - hati ada berbagai macam kualitas Stainless Steel



★ **EK 08 BALL BEARING**
5" x 3" x 3 (4 BB)
US 32D

PIN : STAINLESS STEEL
SCREW : STAINLESS STEEL

EN1935 = standar uji produk yang mencakup siklus uji ketahanan syarat penampilan produk, uji peralatan, ketahanan korosi, uji metode dan lainnya.

Semua engsel Ball Bearing **SOLID**

BORN TO BE BEST



Engsel KUPU - KUPU



BALL BEARING ASLI

HANYA RING



★ **EK 16**
3" x 2,5" x 2
US 32D

CE
standar Eropa



★ **EK 16 BALL BEARING**
3" x 2,5" x 2 (2 BB)
US 32D
BL



★ **EK 17**
4" x 3" x 3
US 32D




★ **EK 27 BALL BEARING**
4" x 3" x 3 (4 BB)
US 32A



★ **EK 17 BALL BEARING**
4" x 3" x 3 (4 BB)
US 32D
BL

BL → Electroplated Finish bukan Painted (tidak mudah terkelupas)

PIN : STEEL
SCREW : STAINLESS STEEL




★ **EK 18 BALL BEARING**
5" x 3" x 3 (4 BB)
US 32D
BL



★ **EK 28 BALL BEARING**
5" x 3" x 3,5 (4 BB)
US 32A

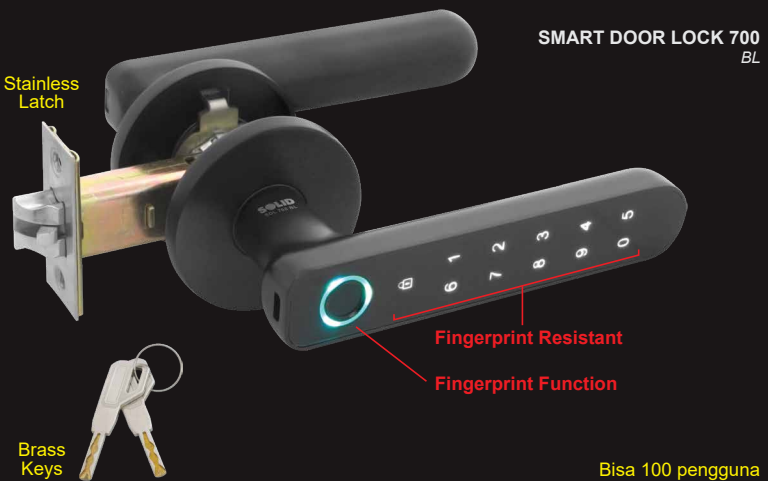
CASEMENT & ACCESSORIES

UKURAN	JENDELA JUNGKIT		JENDELA AYUN		SUDUT BUKAAN
	BERAT MAKS.	TINGGI MAKS.	BERAT MAKS.	LEBAR MAKS.	
8"	15 Kg	800 mm	15 Kg	900 mm	65°
12"	20 Kg	1000 mm	20 Kg	1100 mm	90°
16"	25 Kg	1100 mm	25 Kg	1350 mm	90°
20"	30 Kg	1200 mm	30 Kg	1650 mm	65°
24"	35 Kg	1250 mm	35 Kg	1700 mm	65°

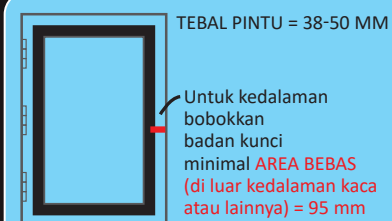


★
CASEMENT 701
US 32D

SMART DOOR LOCK



* Di luar dari kesalahan pemasangan



DAPAT DIGUNAKAN PADA PINTU KAYU / ALUMINIUM.
FOR INDOOR USE ONLY

SMART DOOR LOCK 1200 BL



HD Colour Screen

3D Face Recognition (Lebih akurat dalam mengenali wajah meski menggunakan make up, topi, atau lainnya)

Wide Angle Camera 125° (Jarak pandang menjangkau anak-anak maupun orang yang tinggi)

Fingerprint Function

Fingerprint Resistant

Rechargeable Lithium Battery 4200 mAh



Available on the App Store

GET IT ON Google Play

Stainless Lockcase + Brass Keys



Bisa 150 pengguna USER



1 YEAR MECHANICAL WARRANTY

*

* Di luar dari kesalahan pemasangan

TEBAL PINTU = 40-60 MM

Untuk kedalaman bobokan badan kunci minimal AREA BEBAS (di luar kedalaman kaca atau lainnya) = 100 mm

DAPAT DIGUNAKAN PADA PINTU KAYU / ALUMINIUM.

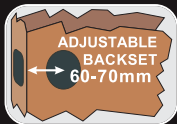
FOR INDOOR USE ONLY

SMART RIM LOCK SRL 01 BN BL



Fingerprint Function

Stainless Deadbolt



Brass Keys



CE = standar Eropa.

RoHS = pembatasan zat berbahaya

Bisa 150 pengguna USER



1 YEAR MECHANICAL WARRANTY

*

* Di luar dari kesalahan pemasangan

TEBAL PINTU = 38-50 MM

Untuk kedalaman bobokan badan kunci minimal AREA BEBAS (di luar kedalaman kaca atau lainnya) = 100 mm

DAPAT DIGUNAKAN PADA PINTU KAYU / ALUMINIUM.

FOR INDOOR USE ONLY



Stainless Lockcase

Brass Keys



TUYA SMART



Available on the
App Store



GET IT ON
Google Play

Tersedia SDL 800 BL
(Tanpa Fingerprint Function dan Tuya App)

Bisa 150 pengguna USER



* Di luar dari kesalahan
pemasangan

TEBAL PINTU = 38-50 MM

Untuk kedalaman bobokkan badan kunci minimal **AREA BEBAS** (di luar kedalaman kaca atau lainnya) = 85 mm


DAPAT DIGUNAKAN PADA PINTU KAYU / ALUMINIUM.

FOR INDOOR USE ONLY

Video tutorial dapat dilihat di [youtube/Solid Gradino/Tutorial SDL 700 BL](https://www.youtube.com/channel/UCGadino)
Tutorial SDL 800/900 BL
Tutorial SDL 1200 BL

WINDOW LOCK (SPRING KNIP & RAMBUNCIS)


★
SPRING KNIP 378
GP
CHR
SN
A




★
SPRING KNIP 379
SN



★
RMB 613
GP
CHR
SN
A



★
RMB 613 B
SN





★
RMB 616
CHR
SN
A



★
RMB 630
GP
CHR
SN



★
RMB 62.09
CHR + SN

SOLID
ORIGINAL DESIGN

WINDOW HOOK (RAMSKAR)

★
RMS 617
GP
CHR
SN
A



★
RMS 618
GP
CHR
SN
A



★
RMS 622
GP
CHR
SN
A



★
RMS 623
US 26D




★
HA 641 10"
GP
SN

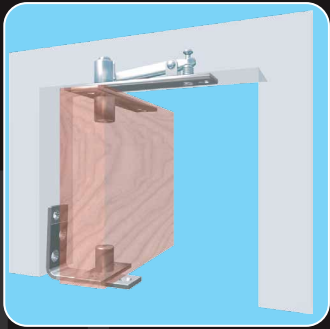
Tersedia 8"




★
HA 642 8" 10"
US 32D



PIVOT HINGES



★
EP 600
US 32D



★
EPT 601
US 32

Tersedia di : QHOME MART

BARREL BOLT

★
GRENDEL RANTAI
303
US 3
US 26
US 5



★
GRENDEL
(Toilet Indikator)
310
US 32D



★
GRENDEL TANAM
312 6" 12"
US 3
US 26

Tersedia 16" 24"




★
GRENDEL 314
US 32D




★
GREDEL 317 4"
US 32D



★
DOOR GUARD 320
A
SN



★
GREDEL 610 4"
CHR
SN



★
GREDEL 611 4"
GP
CHR
SN



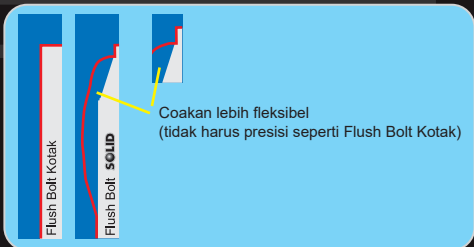
★
GREDEL
627 2" 3"
GP
CHR
SN

627 12"
SN




Tersedia di :  **QHOME MART**

★
GREDEL TANAM
644 6" 12"
US 32D



★
GREDEL RANTAI
GR 801
CHR
SN
A



★
GREDEL 802 HK 2"
US 3

2" 3" 6"
US 26



★
GREDEL 804 2"
US 26



ACCESSORIES

★
DOOR VIEWER 214


US 26
US 26D



Tebal Pintu : 35 - 60 mm

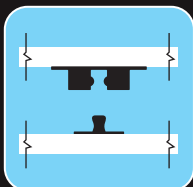

★
DUSTPROOF STRIKE 319

US 3
US 26



★
ROLLER CATCH 530

US 26



★
DOOR KNOCKER 629



A



Tersedia di :  **QHOME MART**

OVERVALL - 637 2,5"

CHR



★
HOOK 643

GP
CHR



★
HOOK 645

AC + AS



★
SIKU LIPAT 01 8" 16"

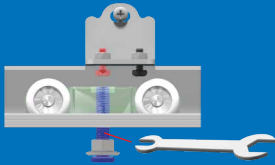
US 32D




SLIDING DOOR ACCESSORIES

PINTU GESER 1 - 01

- REL ANTI KARAT (Aluminium)
- TIDAK BERISIK (Roda Nilon)
- DAPAT DIATUR / DISETEL



- MUDAH DIPASANG (Tanpa bobokan)



4 buah



Door Stop
2 buah



Rel
2 meter



Tutup Rel
1 pasang



1 pasang



2 buah



Di luar dari kesalahan pemasangan



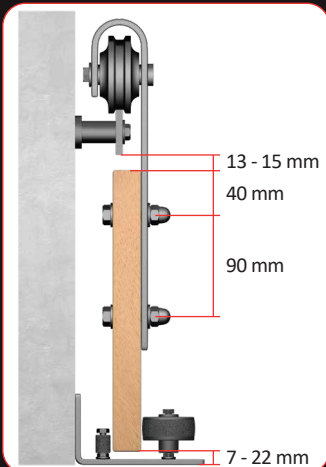
← Gunakan salah satu →



BARN REL PINTU GESER 2-01 (SOFT CLOSER)

BL

REL 2 METER



Di luar dari kesalahan pemasangan

LUGGAGE PADLOCK SERIES



★
R 7801
Colour



★
R 7803
Colour



★
R 7819
Colour




★
R 7820
Colour

TOP SECURITY PADLOCK SERIES



BAJA SL 7806P
Colour
50mm


50mm MK3



50mm MK3
MK5



BAJA 807
SN
40mm, 50mm, 60mm



BAJA 808
SN
40mm, 50mm, 60mm



50mm MK3
MK5

BAJA 809
SN
40mm, 50mm, 60mm



BAJA 809 L
SN
40mm, 50mm, 60mm



★
RECTANGULAR 813
US 26D
60mm, 70mm, 80mm



★
817
US 26D
40mm, 50mm, 60mm



819
Gray
30mm, 40mm, 50mm, 60mm



818
GP
CHR
30mm, 40mm, 50mm, 60mm




818 L
GP
CHR
30mm, 40mm, 50mm




819 L
Gray
30mm, 40mm, 50mm

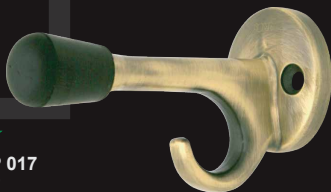
DOOR STOP



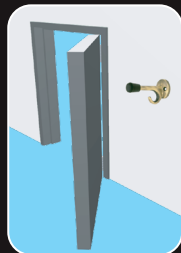
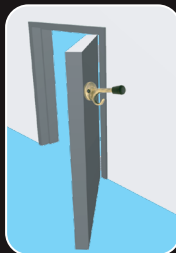
★
STP 014
US 32
US 32D



★
STP 016
CHR
SN



★
STP 017
CHR
A



Door Stop + Gantungan Baju



STP 619
Y
DB



STP 620
BR / W
DB / W



★
STP 646
CHR + SN



★
STP 647
SN



★
STP 648
A



★
STP 649
A



★
STP 802
GP
CHR
SN



★
STP 650
SN



SMALL RUBBER
BL



BIG RUBBER
BL

DOOR CLOSER

Hold Open (Pintu akan tetap terbuka setelah lebar bukaan lebih dari 85°)



★
DC 20 SLD
AS
AB

CHAIN LOCK



KKB-780



KKB-R-781
BAJA




KR-R-782
BAJA




KR-783

GLASS LOCK



GLASS LOCK 702
CHR



FOR ALUMINIUM

SOLID
ORIGINAL DESIGN



★
HPAL 61.41
US 32D



★
HREO 61.41
US 32D

SOLID
ORIGINAL DESIGN



★
HPAL 61.44
US 32D



★
HREO 31.01
US 32D



★
**Swing Lockcase for
Narrow Frame**
LC 516 AL - 30
US 32D



★
**Roller Lockcase for
Narrow Frame**
LC 517 AL - 30
US 32D




50
YEARS
LOCKCASE
CYLINDER
DOOR CLOSER
MECHANICAL
WARRANTY

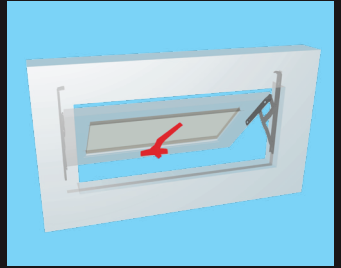
Lockcase for Alumunium Door
LC 8828 AL - 25
AC





Sliding Lockcase for Alumunium Door
LC 8829 SAL - 25
AC



★
GREDEL SLIDING 703
DB
SN



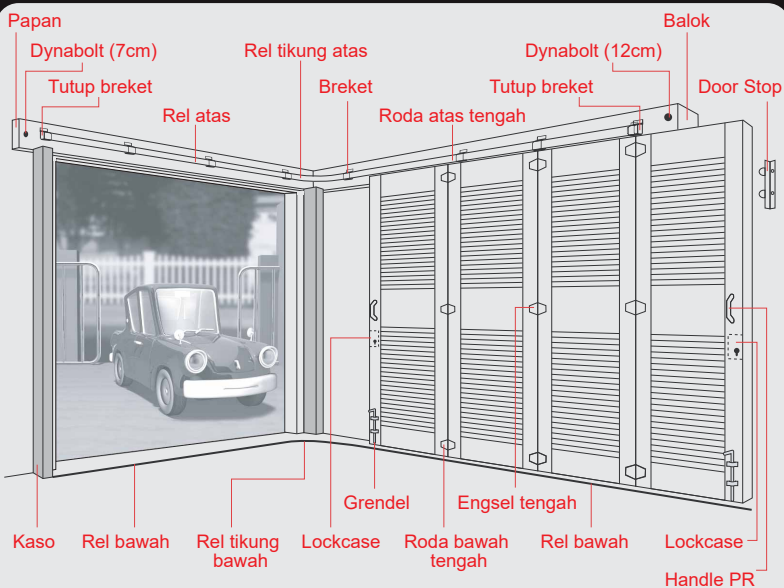
★
RMB for Alumunium 706
DB
SN
White



★
GREDEL TANAM untuk Alumunium
315 12"
SN

GARAGE RAIL SYSTEM

Dapat digunakan pada pintu kayu, sehingga garasi Anda terlihat **ALAMI** dan **ANTI KARAT**



TAMPAK DALAM

C30 Cornaway (Dorong Tikung)



**TUTUP BREKET
BAJA 3-02**
Dipasang di breket
paling kiri dan kanan



**BREKET
BAJA 3-00**
Dipasang setiap
jarak 50 - 60 cm



REL ATAS 30
3m / 2,2m



**REL TIKUNG
ATAS 30**



★ **FPP 511-00**
US 32D



★ **PR 61.47**
US 32D
E 61.47
US 32D



**ENGSEL KUPU-KUPU
02 4X3 4BB**
CHR



★ **GRENDEL TANAM
313 6"**
US 32D



REL BAWAH 10
3m / 2,2m



**REL TIKUNG
BAWAH 10**

Membuat garasi Anda terlihat indah, aman dan praktis digunakan. Memiliki sistem yang fungsional sehingga ruangan garasi menjadi lebih efisien. Dan komponen-komponen yang dibuat dengan teknologi dari Australia dengan bahan besi galvanis-anti karat.



**3 YEARS
MECHANICAL
WARRANTY**

* Di luar dari kesalahan pemasangan



Jarak antar breket lebih rapat di posisi pintu terbuka / parkir

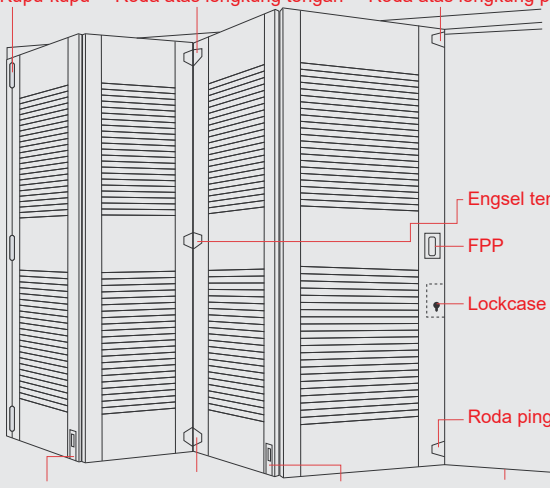
Breket

Rel atas

Engsel Kupu-kupu

Roda atas lengkung tengah

Roda atas lengkung pinggir



Engsel tengah

FPP

Lockcase

Roda pinggir bawah

Grendel tanam

Roda bawah tengah

Grendel tanam

Rel bawah

TAMPAK DALAM

F30 Foldaside (Dorong Lipat)



RODA ATAS TENGAH
BAJA 3-11 AT

CHR
Untuk CORNAWAY
(pintu di samping kusen)



RODA ATAS LENGKUNG TENGAH
BAJA 3-11 AT L

CHR
Untuk FOLDASIDE
(pintu di bawah kusen)



RODA ATAS PINGGIR
BAJA 3-12 AP

CHR
Untuk CORNAWAY
(pintu di samping kusen)




RODA ATAS LENGKUNG PINGGIR
BAJA 3-12 AP L

CHR
Untuk FOLDASIDE
(pintu di bawah kusen)



ENGSEL TENGAH
BAJA 2-11 T

CHR



DYNABOLT 12cm / 7cm
SEKRUP BREKET 5,5cm



DOOR STOP
BAJA 210



RODA BAWAH TENGAH
BAJA 1-11 BT

CHR



GRENDEL
BAJA 220



RODA BAWAH PINGGIR
BAJA 1-12 BP

CHR



Ketentuan dan kondisi pemasangan :

1. Tebal daun pintu 44-55 mm.
2. Berat maksimum setiap daun pintu 60 kg.
3. Tinggi maksimum daun pintu 3,3 meter.
4. Lebar maksimum daun pintu 900 mm.

Perlengkapan lainnya:

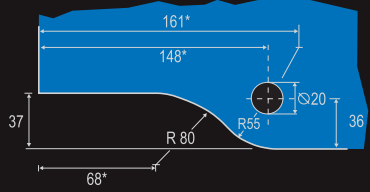
1. Balok 6 x 12 cm untuk breket menggunakan Dynabolt 12 cm.
2. Papan 3 x 12 cm untuk breket menggunakan Dynabolt 7 cm.
3. Kaso 5 x 7 cm untuk pentokan kiri dan kanan.

PATCH FITTING

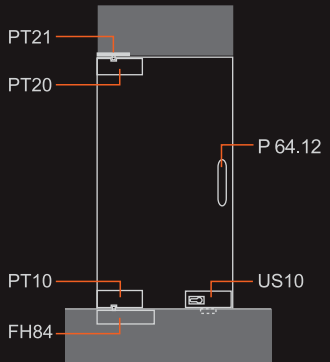
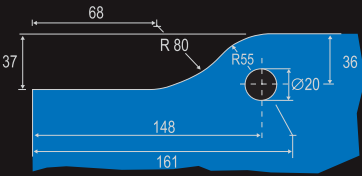
★
FIXED TOP PIN
PT 21
US 32



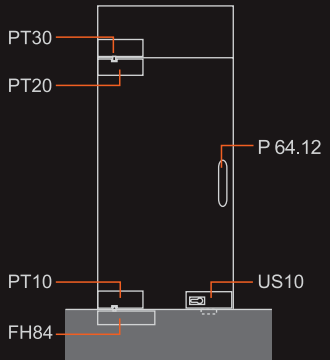
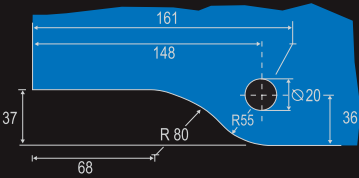
★
OVER PANEL PIVOT PATCH FITTING
PT 30
US 32



★
TOP PATCH FITTING
PT 20
US 32




★
BOTTOM PATCH FITTING
PT 10
US 32



★
FLOOR HINGE
FH 84
US 32



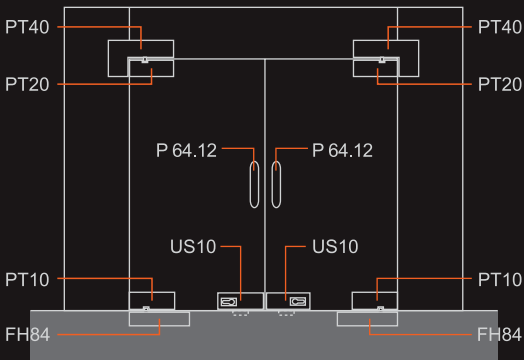
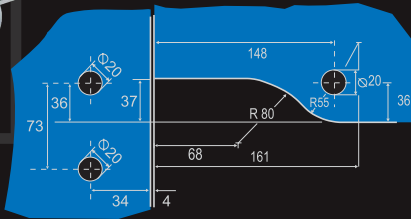
standar Eropa



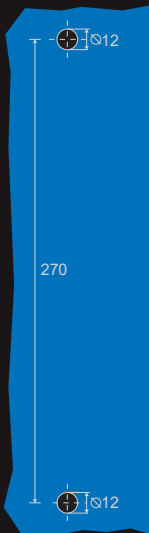

Dapat digunakan untuk pintu aluminium

EN1154 = standar uji produk yang mencakup siklus uji ketahanan syarat penampilan produk, uji peralatan, ketahanan korosi, uji metode dan lainnya.

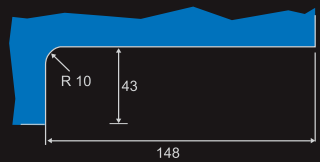
★
OVER PANEL
PT 40
US 32



★
P 64.12
US 32



★
BOTTOM LOCK FITTING
US 10
US 32



Tidak termasuk Cylinder

Dapat digunakan pada pintu kayu / aluminium / kaca

SOLID Patch Fitting dengan cover plate terbuat dari stainless steel berkualitas tinggi dan anti karat serta didukung oleh kemudahan instalasi. SOLID Patch Fitting menghadirkan penampilan mewah, modern, dan luas di ruangan Anda. Sangat sesuai untuk kantor maupun pertokoan.

* Ukuran ini berdasarkan jarak antara patch fitting dengan tembok vertikal = 3mm. Jika jarak berubah, ukuran ini harus disesuaikan

Dapat digunakan pada pintu kayu / aluminium / kaca*



220mm

280mm

300mm

300mm

450mm

450mm



PR 81.01
US32 + US32D



PR 81.02
US32 + US32D



P 81.11*
US32 + US32D



P 81.12*
US32 + US32D




P 81.21*
US32



PR 81.22*
US32



LC 821 - 40
US32D



SWING/ROLLER
LC 822 - 40
US32D




DC SCR 802 - 60
US26D



G 850 12"
US 32D



PIN : STEEL
SCREW : STEEL



G 830 - 2"
US32D



G 820 - 3"
AS

Rekomendasi = 3 buah per pintu

- 3" = 30 - 45 kg/pintu
- 4" = 45 - 65 kg/pintu
- 5" = 65 - 85 kg/pintu



G 815 4"
US32D




EK D1 3"
2 Bearing
US32D

EK D2 4"
4 Bearing
US32D

EK D3 5"
4 Bearing
US32D



DPS 840
US32D



★ SECURITY SCREEN DOOR LOCK /
KUNCI KAWAT NYAMUK 820.25



★ GREDEL TANAM
811 6" + 12"
SN



★ + LC 40 + DC SCR 60
CHR + AS US 32D SN

KETERANGAN KODE WARNA & BAHAN

KODE KETERANGAN

US 3	polished brass	Emas
GP	gold plated	
US 32G	gold stainless steel	
US 4	satin brass	Emas (dof)
SG	satin gold	
AG	anodized gold	
US 26	polished chrome	Khrom
CHR	chrome	
US 32	polished stainless steel	
AC	anodized chrome	
US 26D	satin chrome	Khrom (dof)
SN	satin nickel	
US 32D	satin stainless steel	
AS	anodized silver	
US 5	antique brass	Emas (dof)
US 32A	antique stainless steel	
A	antique	
AA	anodized antique	
ACR	acrylic	
W	wood	
AW	anodized wood	
Y	yellow	
BR	brown	
DB	dark brown	
AB	anodized brown	
BL	black	
ABL	anodized black	
GRAY	gray	
WHITE	white	
RED	red	
SILVER	silver	
COLOUR	colour	



Brass



Stainless Steel SUS 304

(Stainless Steel dengan kandungan Nickel yang tinggi, sehingga daya tahan terhadap karat lebih kuat).



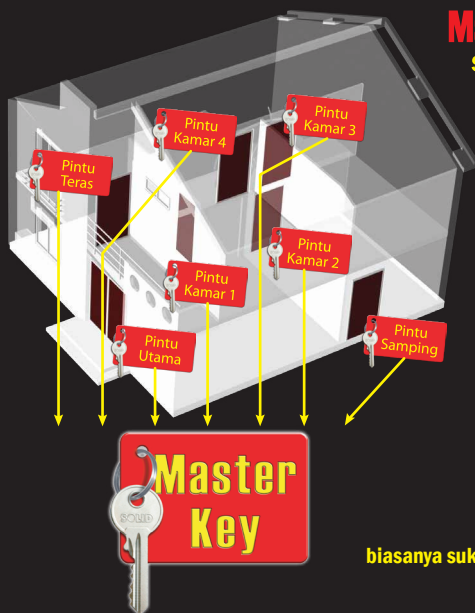
Stainless Steel



Zinc Alloy (Besi campuran dengan daya tahan terhadap karat lebih kuat).



Alumunium



Master Key System

Satu kunci untuk banyak pintu

Anda cukup membawa 1 anak kunci Master untuk membuka dan mengunci semua pintu.

Tetapi setiap pintu tetap dapat dibuka dan dikunci dengan anak kunci individunya masing-masing.

Efisien

Dalam keadaan panik, biasanya sukar untuk mencari anak kunci.

Setiap pembelian cylinder **SOLID** Anda berhak mendapatkan **GRATIS** Master Key System (minimal 2 set) tidak termasuk Grand Master Key System (1 anak kunci untuk semua anak kunci Master).

Setiap lockcase dan cylinder **SOLID** mendapat jaminan mekanis selama 50 tahun (lockcase / cylinder dilengkapi pula dengan kartu garansi dan sticker segel).



JL. RAYA JANTI NO.96 YOGYAKARTA
(0274) 493 22 88 , 08112863773 (CHAT ONLY)

f qhomemart t qhomemart @ qhomemart qhomemart

WWW.QHOMEMART.COM